

# Minimal surfaces and entanglement entropy in anti-de Sitter space

---

Pavel Krtouš<sup>a</sup> and Andrei Zelnikov<sup>b</sup>

<sup>a</sup>*Institute of Theoretical Physics, Faculty of Mathematics and Physics,  
Charles University in Prague,  
V Holešovičkách 2, Prague, Czech Republic*

<sup>b</sup>*Theoretical Physics Institute, Department of Physics, University of Alberta,  
Edmonton, Alberta, T6G 2E1 Canada*

*E-mail:* [Pavel.Krtous@utf.mff.cuni.cz](mailto:Pavel.Krtous@utf.mff.cuni.cz), [zelnikov@ualberta.ca](mailto:zelnikov@ualberta.ca)

**ABSTRACT:** According to Ryu and Takayanagi, the entanglement entropy in conformal field theory (CFT) is related through the AdS/CFT correspondence to the area of a minimal surface in the bulk. We study this holographic geometrical method of calculating the entanglement entropy in the vacuum case of a CFT which is holographically dual to empty anti-de Sitter (AdS) spacetime. Namely, we investigate the minimal surfaces spanned on boundaries of spherical domains at infinity of hyperbolic space, which represents a time-slice of AdS spacetime. We consider a generic position of two spherical domains: two disjoint domains, overlapping domains, and touching domains. All these cases are treated in a unified way. We find exact expressions in a closed form for the minimal surfaces and the renormalized expression for the area. We study also the embedding of the minimal surfaces into full AdS spacetime and we find that for a proper choice of the static Killing vector we can model a dynamical situation of “tearing” of the minimal surface when the domains on which it is spanned are moved away from each other.

**KEYWORDS:** AdS-CFT Correspondence, Holography and condensed matter physics (AdS/CMT), Space-Time Symmetries

**ARXIV EPRINT:** [1406.7659](https://arxiv.org/abs/1406.7659)

---

## Contents

<b>1</b>	<b>Introduction</b>	<b>1</b>
1.1	Black hole entropy and entanglement entropy	1
1.2	Entanglement entropy and minimal surfaces	2
1.3	Plan of the work	4
<b>2</b>	<b>Minimal surfaces in warped spaces</b>	<b>4</b>
2.1	Warped space	4
2.2	Additional symmetry	5
<b>3</b>	<b>Lobachevsky space — spatial section of the anti-de Sitter spacetime</b>	<b>6</b>
3.1	Static Killing vectors in AdS	6
3.2	Lobachevsky space and its symmetries	7
3.3	Various representations of Lobachevsky space	9
<b>4</b>	<b>Minimal surfaces in Lobachevsky space</b>	<b>10</b>
4.1	Spherical/circular boundary at infinity	10
4.2	Surfaces with rotational symmetry	11
4.3	Surfaces with translation symmetry	14
4.4	Surfaces with horocyclic symmetry	19
4.5	General position of two circular boundaries	23
4.6	Higher dimensions	23
<b>5</b>	<b>Minimal surfaces in the anti-de Sitter spacetime</b>	<b>23</b>
5.1	Two circular boundaries in one static region	25
5.2	Two circular boundaries in opposite static regions	26
5.3	The configuration of the domains at AdS infinity	29
<b>6</b>	<b>Summary</b>	<b>30</b>
<b>A</b>	<b>Coordinates in Lobachevsky space</b>	<b>31</b>
<b>B</b>	<b>Coordinates in anti-de Sitter spacetime</b>	<b>33</b>

---

## 1 Introduction

### 1.1 Black hole entropy and entanglement entropy

The connection between different areas of physics is of most importance in fundamental physics. One of the most remarkable achievements of general relativity is the discovery

that an entropy is an inherent property of the black hole horizons. In fact, the famous Bekenstein-Hawking formula [1–6]

$$S_{BH} = \frac{k_B c^3}{\hbar} \frac{A}{4G} \quad (1.1)$$

is applicable to any Killing horizon and provides the relation of the entropy of the gravitational system and the area of the horizon  $A$ . This remarkable formula connects thermodynamics, gravity and relativistic quantum field theory. This relation is valid not only in four dimensions but in higher dimensions too. In higher dimensions the gravitational constant  $G$  is the  $D$ -dimensional one and  $A$  is the volume of  $(D-2)$ -dimensional surface of the horizon.

An entanglement entropy is known to have a very similar dependence on the area of a surface separating two subsystems of a quantum mechanical system [7–9]. This resemblance of the entanglement entropy with the horizon entropy has deep roots and is related to the problem of statistical-mechanical explanation of black hole entropy [8]. Let us consider quantum fields described by a wave function in a stationary black hole spacetime. The black hole horizon is the surface which separates the interior of the black hole from its exterior. Then one can show [10] that the corresponding entanglement entropy reduces to the Bekenstein-Hawking entropy. For that one has to take into account that quantum fields on a curved background lead to the renormalization of the effective gravitational constant and, at the same time, these quantum fields also contribute to the entanglement entropy of the horizon. It's amazing that the renormalized entropy per unit area of a horizon is governed by the same formulas as the quantum corrections to the gravitational coupling [11]. As the result (1.1) remains valid after taking account of quantum corrections, one just has to substitute  $G$  with  $G_{\text{ren}}$ .

The interpretation of the Bekenstein-Hawking formula (1.1) as an entanglement entropy becomes even more convincing in the framework of induced or emergent gravity models [12–16]. In these models the Einstein-Hilbert action is the leading term to the low-energy effective gravitational action, where the gravitational coupling and a cosmological constant, are completely generated by quantum fluctuations of matter fields living on a curved background spacetime. The gravitational constant  $G$  entering the (1.1) is then the induced Newton constant  $G_{\text{ind}}$ .

In the case of static black holes the event horizon coincides with the Killing horizon and corresponds to the minimal area surface defined on the Einstein-Rosen bridge. In the paper [10] it was proposed that the the minimal area surface on the  $t = \text{const}$  slice of the spacetime may play an important role in defining the entanglement entropy of black holes in a more general setup of the problem. Note that the minimal area surface is a more general notion than just a horizon of a static black hole. The trace of the extrinsic curvature vanishes both for the minimal area surface and the horizon, but in the case of the horizon all components of the extrinsic curvature vanish.

## 1.2 Entanglement entropy and minimal surfaces

Recently holographic computation of the entanglement entropy in conformal field theories (CFT) got a lot of attention and developments, especially in the frameworks of the

AdS/CFT correspondence. Ryu and Takayanagi [17–19] proposed that in a static configuration the entanglement entropy of a subsystem localized in a domain  $\Omega$  is given by the elegant formula<sup>1</sup>

$$S_{\Omega} = \frac{A_{\Sigma_{\Omega}}}{4G}. \tag{1.2}$$

Given a static time slice (the  $(D-1)$ -dimensional bulk space), the  $(D-2)$ -dimensional domain  $\Omega$  belongs to infinite boundary  $\mathcal{I}$  of the bulk and  $A_{\Sigma_{\Omega}}$  in eq. (1.2) is the area of a  $(D-2)$ -dimensional minimal surface  $\Sigma_{\Omega}$  in the bulk spanned on the boundary  $\partial\Omega$  of the subsystem (i.e.,  $\partial\Sigma_{\Omega} = \partial\Omega$ ). One may consider the bulk surface  $\Sigma_{\Omega}$  to be homologous to the boundary region  $\Omega$  [20, 21].

In the case of the Einstein gravity in the bulk and static backgrounds this conjecture was recently proved [22]. In a more general case, when the gravitational action contains higher curvature corrections, a formula similar to the Wald entropy was proposed [23].

The holographic derivation of the eq. (1.2) for the entanglement entropy was proposed in [20] using the replica trick. This approach works well in application to the von Neumann entropy. A more general notion of the Renyi entanglement entropy appears naturally in the replica method. But the derivation of the relation of the Renyi entanglement entropy with the area of a minimal surface needs different approach [24, 25].

There is another interesting question: is there formula similar to eq. (1.2), when the domain  $\Omega$  consists of a set of disjoint domains? In this case the minimal surfaces in the bulk may not be unique. The existence of a set of different solutions for minimal surfaces with the same boundaries  $\partial\Sigma_{\Omega} = \partial\Omega$  may lead to a new physics in the context of AdS/CFT correspondence. A natural generalization is to consider the set of surfaces with the absolute minimum of their total area taken as a measure of the entanglement of disconnected regions. This choice satisfies the strong sub-additivity property [26], that any physically acceptable entropy function has to satisfy.

Recently there have been discussions of different generalizations of the eq. (1.2) in application to the entanglement entropy for disconnected regions [27, 28] that still respect the strong sub-additivity condition. A closely related notion of ‘differential entropy’ has been proposed in [29] in application to a set of closed curves in the bulk of AdS<sub>3</sub>. It describes uncertainty about the quantum state of two-dimensional CFT left by the collection of local, finite-time observables. In [30] the notion of ‘differential entropy’ has been extended to higher dimensions.

Nontrivial physics appears already in the case of only two disjoint domains. Entanglement entropy for a quantum subsystem localized in two domains can be used as a probe of confinement [31, 32]. In general, minimal surfaces in the bulk are not uniquely defined by the condition  $\partial\Sigma_{\Omega} = \partial\Omega$  at the AdS infinity, if  $\partial\Omega$  is the boundary of the disjoint regions. In addition to the solution describing two disconnected minimal surfaces in the bulk, there can be a tubelike minimal area surface, connecting the boundaries of both domains. The existence of such solutions depends on the distance between the domains and on their size. There is a maximum distance between components beyond which the tubelike minimal surface ceases to exist [31, 33].

---

<sup>1</sup>From now on we use  $k_B = c = \hbar = 1$  system of units.

### 1.3 Plan of the work

In this paper we study minimal surfaces in the pure AdS spacetime. We found exact solutions for all types of minimal surfaces spanned on one or two spherical boundaries at conformal infinity. The relative positions and the sizes of these spherical boundaries are considered to be arbitrary. We show that even in the pure AdS background there is a critical behavior of the entanglement entropy that was demonstrated [31] for the asymptotically AdS spacetimes with a black hole in the bulk. Some of these results have been already announced in a short overview [34], here we present a detailed derivation and more thorough discussion.

In the following section we consider minimal surfaces in a warped space with an additional symmetry. The next section is the overview of various facts from the hyperbolic geometry which appears as a geometry of the time slice of the AdS spacetime. The section 4 contains the main results: we find the minimal surfaces spanned on the boundaries of two spherical domains at infinity. Three qualitatively different cases of mutual positions of the spherical domains are considered: (i) two disjoint domains, (ii) overlapping domains, and (iii) touching domains. In the first case we find that for close spherical domains there exists a tube-like minimal surface joining the boundaries of these domains. In the section 5 we discuss embeddings of the minimal surfaces into AdS spacetime. We show that the embedding of the tube-like minimal surface using the Killing vector associated with observers with the acceleration larger than the cosmological one can model “tearing” of the minimal surface into two pieces when the the domains are moved far away from each other. The paper is concluded by the summary.

## 2 Minimal surfaces in warped spaces

### 2.1 Warped space

In mathematics a problem of finding a minimal surface with a given boundary is known as Plateau’s problem. In general, the variational principle leads to the local condition of vanishing trace of an extrinsic curvature

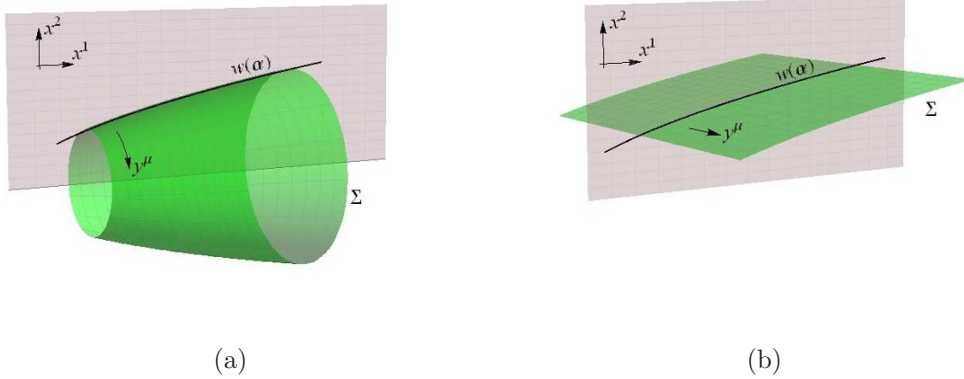
$$k = 0 . \tag{2.1}$$

However, it is difficult to find an explicit solution for general boundary conditions in an arbitrary curved space. Therefore, we will discuss only highly symmetric spaces and surfaces aligned to their symmetry. Namely, we start with the warped space with the metric

$$\mathbf{g} = p_{ij}(x^k) \mathbf{d}x^i \mathbf{d}x^j + R^2(x^k) q_{\mu\nu}(y^\kappa) \mathbf{d}y^\mu \mathbf{d}x^\nu \tag{2.2}$$

Here, the  $D$ -dimensional space is covered by coordinates  $\{x^i, y^\mu\}$ , with  $i = 1, 2$  and  $\mu = 1, \dots, D-2$ . We speak about 2-dimensional  $x$ -plane with the metric  $\mathbf{p}$  and  $(D-2)$ -dimensional ‘symmetry’  $y$ -space with the inner metric  $\mathbf{q}$ . Mixing between  $x$ -plane and  $y$ -space is encoded only in the ‘radial’ function  $R(x^k)$ .

In 3 dimensions, there is only one  $y$ -coordinate and it is aligned to a Killing symmetry of the spacetime; for example,  $y^1 = \varphi$  and  $\mathbf{q} = \mathbf{d}\varphi^2$  for the rotational symmetry, see figure 1.



**Figure 1.** *Warped space.* Warped space is a generalization of idea that rotationally symmetric space can be obtained by a rotation of a  $x$ -plane around the axis. The orbits of the rotation form so called  $y$ -space, cf. (a). Alternatively, the  $y$ -directions can have a character of a translation (b). Of course, in higher dimensions one can have more general situations. The surfaces aligned to the warp symmetry are given by a profile function  $w(\alpha)$  in the  $x$ -plane propagated freely in  $y$ -directions.

In the warped space we can look for a minimal surface  $\Sigma$  aligned to its symmetry. By the alignment of  $\Sigma$  to the symmetry we mean that a surface  $\Sigma$  is given by a profile curve  $w(\alpha)$  in the  $x$ -plane, with coordinates  $y^\mu$  being unrestricted.

In the 3-dimensional example above, the rotation-symmetric surface is given by the rotation of the profile curve  $w(\alpha)$  around the axis, cf. figure 1a.

Substituting the ansatz (2.2) into a definition of the extrinsic curvature of the surface, a straightforward derivation gives an expression in terms of quantities living on the  $x$ -plane:

$$k = \left( -\dot{w}^j \nabla_j (s^{-2} \dot{w}_i) + \partial_i R^{D-2} \right) n^i . \quad (2.3)$$

Here  $\dot{w}$  is a vector tangent to the profile curve  $w(\alpha)$ ,  $s^2 = \dot{w}^i \dot{w}^j p_{ij}$ , and  $\mathbf{n}$  is a unit normal of the profile curve in the  $x$ -plane ( $n_i \dot{w}^i = 0$ ,  $n^i n^j p_{ij} = 1$ ). The covariant derivative  $\nabla$  (a smaller nabla) is the metric derivative associated with the 2-dimensional metric  $\mathbf{p}$ , living just in the 2-dimensional  $x$ -plane.

The task of finding a minimal surface thus leads to the second order equation  $k = 0$  for the curve  $w(\alpha)$  in the 2-dimensional  $x$ -plane.

## 2.2 Additional symmetry

Now we restrict the geometry even more. We assume an additional Killing symmetry in the  $x$ -plane and a diagonal form of the metric  $\mathbf{p}$ ,

$$\mathbf{p} = h_{(1)}^2(x^2)(dx^1)^2 + h_{(2)}^2(x^2)(dx^2)^2 , \quad R = R(x^2) . \quad (2.4)$$

$x^1$  is thus the Killing coordinate.

We may fix the parametrization of the profile curve, namely we use  $x^2$  coordinate as the parameter

$$w^2(\alpha) = \alpha . \quad (2.5)$$

We are thus looking just for the coordinate  $w^1(\alpha)$ .

Substituting these assumptions into (2.3), the condition for a minimal surface (2.1) becomes

$$\ddot{w}^1 + (\dot{w}^1)^3 \frac{h_{(1)}^2}{h_{(2)}^2} \frac{(R^{D-2} h_{(1)}) \cdot}{R^{D-2} h_{(1)}} + \dot{w}^1 \frac{(R^{D-2} h_{(1)}^2 h_{(2)}^{-1}) \cdot}{R^{D-2} h_{(1)}^2 h_{(2)}^{-1}} = 0. \quad (2.6)$$

Here,  $h_{(j)}(\alpha)$  and  $R(\alpha)$  depend only on the parameter  $\alpha$  (the coordinate  $w^2$ ), and the dot denotes the derivative with respect of  $\alpha$ .

Thanks to the additional Killing symmetry this equation does not contain  $w^1$ , just its derivatives. It is thus the first order differential equation for  $\dot{w}^1$  which, actually, can be integrated:

$$\dot{w}^1 = \frac{h_{(2)}}{h_{(1)}} \frac{c}{\sqrt{R^{D-2} h_{(1)}^2 - c^2}}. \quad (2.7)$$

Here,  $c$  is an integration constant.

Integrating this expression once more, we get the profile curve  $w(\alpha)$  for the minimal surface. Before doing it in explicit examples, we derive a general expression for the area of the minimal surface.

The metric  $\mathbf{h}$  induced on the aligned surface  $\Sigma$  is

$$\mathbf{h} = s^2 d\alpha d\alpha + R^2 q_{\mu\nu} dy^\mu dy^\nu. \quad (2.8)$$

The corresponding volume element  $\mathfrak{h}^{1/2}$  is

$$\mathfrak{h}^{1/2} = s R^{D-2} d\alpha \mathfrak{q}^{1/2}, \quad (2.9)$$

where  $\mathfrak{q}^{1/2}$  is the volume element on  $y$ -space given by the metric  $\mathbf{q}$ . Taking into account (2.7), the area of the surface  $\Sigma$  becomes

$$A = \int \mathfrak{h}^{1/2} = \mathcal{A} \int s R^{D-2} d\alpha = \mathcal{A} \int \frac{h_{(1)} h_{(2)} R^{2(D-2)}}{\sqrt{R^{2(D-2)} h_{(1)}^2 - c^2}} d\alpha. \quad (2.10)$$

Here,  $\mathcal{A} = \int \mathfrak{q}^{1/2}$  is the volume of the  $y$ -space (for example,  $\mathcal{A} = 2\pi$  in the 3-dimensional example discussed above), and the integral in (2.10) must be taken in appropriate limits.

### 3 Lobachevsky space — spatial section of the anti-de Sitter spacetime

#### 3.1 Static Killing vectors in AdS

Our aim is to study minimal surfaces in static regions of the 4-dimensional AdS spacetime. AdS is maximally symmetric space with a constant curvature which defines a length scale  $\ell$ . Since we are interested in global view of the AdS spacetime, we specify the metric in global cosmological coordinates  $\tau, r, \vartheta, \varphi$ :

$$\mathbf{g}_{\text{AdS}} = \ell^2 (-\text{ch}^2 r d\tau^2 + dr^2 + \text{sh}^2 r (d\vartheta^2 + \sin^2 \vartheta d\varphi^2)). \quad (3.1)$$

It is useful to visualize the AdS spacetime as a tube  $\mathbb{R} \times B^3$ . The vertical direction  $\mathbb{R}$  corresponds to time and the horizontal ball  $B^3$  represents a spatial section with its

hyperbolic geometry compactified to a unit ball [35]. More details on its geometry and various coordinates can be found appendix B.

At this moment it is sufficient to mention that AdS possesses three qualitatively different Killing vectors which have a static region. Orbits of such Killing vectors are worldlines of uniformly accelerated observers.

Let us denote the Killing vector with the orbit acceleration smaller than  $1/\ell$  the static Killing vector of type I. It is globally smooth vector field which is timelike in the whole AdS (see figure 2a). The standard prototype of such Killing vector is the time coordinate vector  $\partial_\tau$  in the cosmological coordinates introduced above.

The Killing vector with the orbit acceleration larger than  $1/\ell$  will be called the static Killing vector of type II. It is not globally smooth, it has a bifurcation character and it resembles (in the bifurcation area) the boost Killing vector of the Minkowski spacetime (cf. figure 2b). In the aligned static coordinates (B.5), it is given by  $\partial_T$ .

Finally, the Killing vector with the orbit acceleration equal exactly  $1/\ell$  will be called the Poincaré Killing vector, since the associated coordinate system is formed by the well-known Poincaré coordinates (B.7). In these coordinates it is given by  $\partial_{\bar{t}}$ . Its orbits are shown in figure 2c.

In all these three cases spatial sections orthogonal to the Killing vectors (namely  $\tau = \text{const}$ ,  $T = \text{const}$  or  $\bar{t} = \text{const}$ ) have the geometry of a maximally symmetric 3-dimensional space of a constant negative curvature, i.e., of the Lobachevsky space (also, the hyperbolic space). Now, we will give a short description of its geometry; for further details see appendix A.

### 3.2 Lobachevsky space and its symmetries

The geometry of the hyperbolic space can be given by the metric in spherical coordinates:

$$\frac{1}{\ell^2} \mathbf{g}_{\text{Lob}} = \mathbf{d}r^2 + \text{sh}^2 r (\mathbf{d}\vartheta^2 + \sin^2 \vartheta \mathbf{d}\varphi^2) . \tag{3.2}$$

$r$  is the radial distance from the origin. We can introduce also a rescaled coordinate  $\chi$  given by  $\text{sh } r = \tan \chi$ . Using this coordinate the metric takes a form conformal to the metric on hemisphere, cf. (A.3).

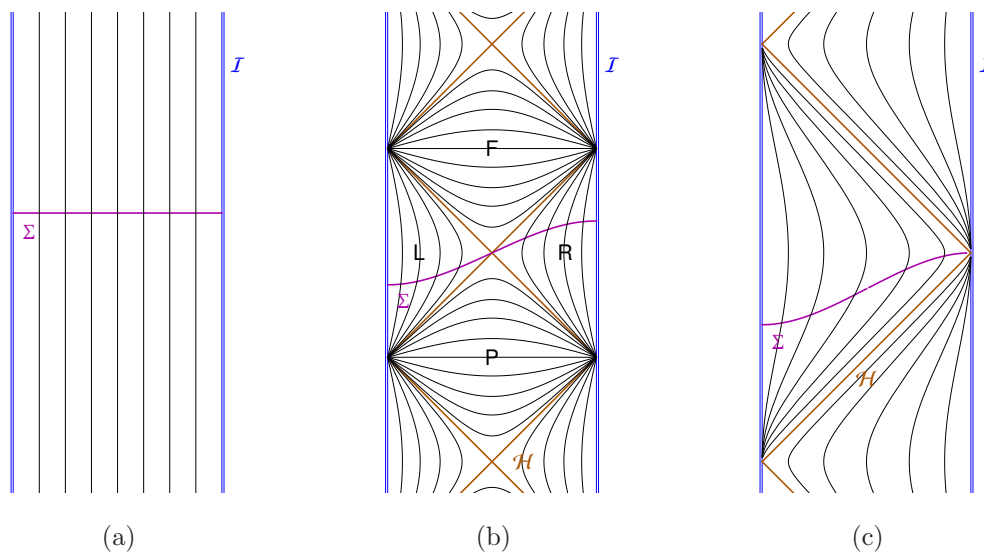
The symmetry group of the 3-dimensional Lobachevsky space is  $\text{SO}(3,1)$ . All isometries can be generated by three rotations and three translations. Orbits of the rotations are circles around the axis of rotation, the orbits of the translations are exocycles — curves equidistant from the axis of the translation.

The translation and the rotation with a common axis commute. Therefore, it is possible to find coordinates adjusted to both these symmetries, which we naturally call the cylindrical coordinates. The metric in the cylindrical coordinates reads:

$$\frac{1}{\ell^2} \mathbf{g}_{\text{Lob}} = \mathbf{d}\rho^2 + \text{ch}^2 \rho \mathbf{d}\zeta^2 + \text{sh}^2 \rho \mathbf{d}\varphi^2 . \tag{3.3}$$

$\rho$  is a distance from the axis,  $\zeta$  is a coordinate running in the direction of the translation, and  $\varphi$  in the direction of the rotation. We will use also an axial coordinate  $P = \text{sh } \rho \in (0, \infty)$





**Figure 2.** *Killing vectors in AdS.* AdS spacetime can be visualized as a tube  $\mathbb{R} \times B^3$  with time in vertical direction. Spatial directions are appropriately compactified and the surface  $\mathbb{R} \times S^3$  of the tube corresponds to infinity  $\mathcal{I}$  of AdS. 2-dimensional diagrams here represent just sections  $\vartheta = 0, \varphi = 0, \pi$ . The diagrams show orbits of three qualitatively different Killing vectors which are at least somewhere timelike. Surfaces  $\Sigma$  orthogonal to the orbits of the Killing vectors, representing one instant of static times, are also shown. (a) Static Killing vector of type I. It is a globally smooth Killing vector. Its orbits have a uniform acceleration smaller than  $1/\ell$ . (b) Static Killing vector of type II. It has a bifurcation structure repeating in temporal direction. The spacetime is divided into various domains separated by Killing horizons  $\mathcal{H}$ . The Killing vector is timelike only in regions R and L, it is spacelike in the domains P and F. The orbits of this vector have a uniform acceleration bigger than  $1/\ell$ . (c) Poincaré static Killing vector. It is timelike everywhere except the horizons where it is null. The acceleration of the orbits is exactly  $1/\ell$ . The horizons  $\mathcal{H}$  divide spacetime into separate patches covered by Poincaré coordinates.

measured by the circumference of a circle around the axis, the metric is then given by

$$\frac{1}{\ell^2} \mathbf{g}_{\text{Lob}} = \frac{1}{1+P^2} dP^2 + (1+P^2) d\zeta^2 + P^2 d\varphi^2. \quad (3.4)$$

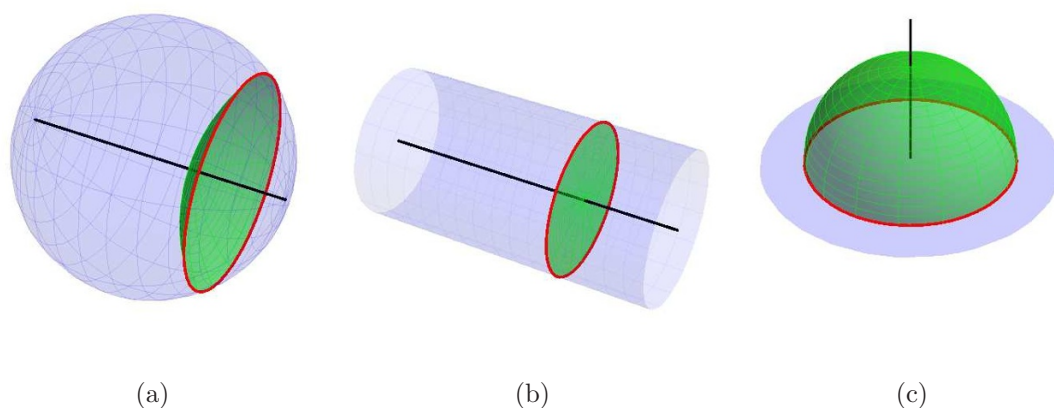
Yet another axial coordinate  $Z = \text{ch } \rho \in (1, \infty)$  leads to the metric

$$\frac{1}{\ell^2} \mathbf{g}_{\text{Lob}} = \frac{1}{Z^2-1} dZ^2 + Z^2 d\zeta^2 + (Z^2-1) d\varphi^2. \quad (3.5)$$

For relation between the spherical and cylindrical coordinates see appendix A, eqs. (A.4), (A.6), (A.7).

Besides translations and rotations, there exists also a special isometry type: the horocyclic symmetry.<sup>2</sup> Its orbits are horocycles with a common center at infinity (vaguely said, the horocycles are circles with the center moved just to infinity; all orbits have exactly one common improper point at infinity coinciding with their common center). All horocyclic symmetries with the same center at infinity commute with each other. One can thus

<sup>2</sup>Although this symmetry is not either a rotation or a translation, its generator can be obtained as a linear combination of generators of a rotation and a translation.



**Figure 3.** *Visualization of Lobachevsky space.* Lobachevsky space can be represented in Euclidean space in various ways, emphasizing different symmetries of the hyperbolic geometry. Diagram (a) shows so called Poincaré spherical model in which the spherical symmetry is emphasized. Whole Lobachevsky space is compactified into a unit ball with its spherical boundary corresponding to infinity of the hyperbolic space. Geodesics are represented as arcs orthogonal to infinity and hyperbolic planes as spherical surfaces orthogonal to infinity. Planes reach infinity in circular boundaries. Diagram (b) emphasizes cylindrical symmetry of the hyperbolic geometry. Whole Lobachevsky space is squeezed into cylinder. The infinity corresponds to the surface of the cylinder and two improper points in both directions along the axis. The lines parallel to the axis represent exocycles — curves equidistant from the axis. Hyperbolic planes orthogonal to the axis (and exocycles) are represented by flat discs. They reach infinity in boundaries represented by a circle around the cylinder. Diagram (c) is half-space Poincaré model in which Lobachevsky space is mapped onto the half  $\bar{z} > 0$  of Euclidean space. The plane  $\bar{z} = 0$  (together with one more improper point) depicts infinity of Lobachevsky space. Shifts parallel to this plane (in Euclidean sense) represent horocyclic symmetries of the hyperbolic geometry. Geodesics are semicircles and hyperbolic planes hemispheres, both orthogonal to infinity. Hyperbolic planes reach infinity again in circular boundaries.

find coordinates adjusted to two horocyclic symmetries: Poincaré coordinates  $\bar{x}$ ,  $\bar{y}$ ,  $\bar{z}$ , cf. eq. (A.8), (A.10). The metric in terms of these coordinates reads

$$\mathbf{g}_{\text{Lob}} = \frac{\ell^2}{\bar{z}^2} (d\bar{x}^2 + d\bar{y}^2 + d\bar{z}^2). \tag{3.6}$$

$\bar{z}$  labels various horospheres, coordinates  $\bar{x}$  and  $\bar{y}$  define two commuting horocyclic symmetries.

All three types of isometries can be used to understand Lobachevsky space as the warped geometry. Moreover, the complementary commuting symmetry can be understood as the additional symmetry in a sense of (2.4) and it allows us to use the results (2.7) and (2.10) derived above.

### 3.3 Various representations of Lobachevsky space

Before we proceed in looking for minimal surfaces, we describe how we will visualize hyperbolic space.

Hyperbolic space is spherically symmetric. It is demonstrated explicitly in terms of spherical coordinates  $r, \vartheta, \varphi$ . The spherical symmetry suggests that we can (non-isometrically) map whole Lobachevsky space into a unit ball in Euclidean space by just identifying  $\vartheta, \varphi$  with the standard Euclidean spherical angles and choosing a suitable compactifying function for the radial coordinate. We will use so called Poincaré spherical model which is given by the compactifying function  $\text{th} \frac{r}{2}$ , see figure 3a. The surface of the unit ball corresponds to infinity of the hyperbolic space.

Another natural representation emphasizes the cylindrical symmetry. We can map whole Lobachevsky space into interior of the cylinder identifying coordinates  $\zeta, \varphi$  with the standard Euclidean cylindrical coordinates and employing suitable compactifying function of the coordinate  $\rho$ , namely  $\text{th} \frac{\rho}{2}$ , in the direction from the axis, cf. figure 3b. The surface of the cylinder again corresponds to infinity of the hyperbolic space.

Finally, the fact that the metric in Poincaré coordinates (3.6) has a conformally flat form suggests another representation, so called Poincaré half-space model. Identifying  $\bar{x}, \bar{y}, \bar{z}$  with the standard Cartesian coordinates, it maps the Lobachevsky space onto half  $\bar{z} > 0$  of the Euclidean space, see figure 3c. Infinity of the hyperbolic space corresponds to the plane  $z = 0$ .

## 4 Minimal surfaces in Lobachevsky space

### 4.1 Spherical/circular boundary at infinity

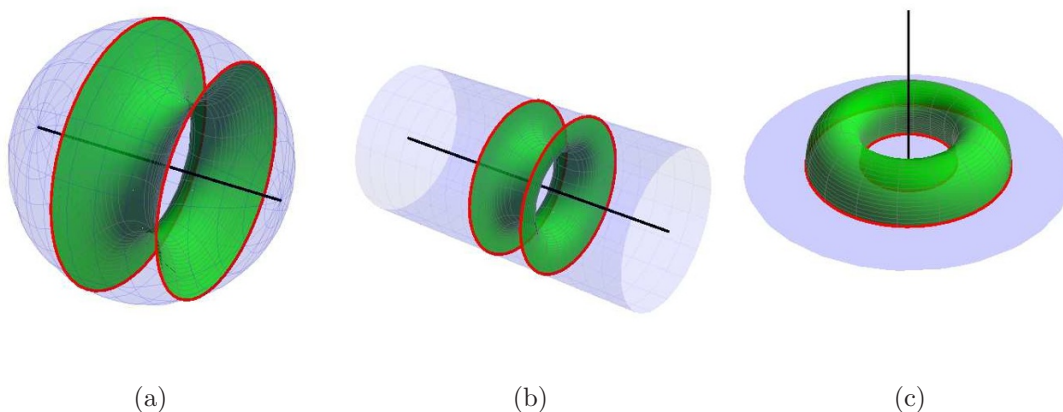
The entanglement entropy can be defined for an arbitrary domain at infinity of the hyperbolic space. However, we concentrate on special domains restricted just by simple spherical boundaries. (For 2-dimensional infinity of the  $D = 3$  bulk space these would be circular boundaries). By the spherical/circular boundary we mean a surface at infinity, which is obtained by projecting a hyperbolic plane in the bulk into infinity.

The infinity of the hyperbolic space has a structure of the sphere with a conformal geometry induced by the bulk geometry. For  $D = 3$ , the conformal geometry of two-dimensional sphere is equivalent to the complex structure of the Riemann sphere. The holomorphic Möbius transformations preserve the notion of the circle, as can be also seen from their correspondence to isometries of the bulk.

The representation of the spherical/circular boundaries using hyperbolic planes in the bulk allows us to define the distance between two disjoint spherical/circular boundaries: it is the distance of the corresponding planes. Indeed, for not-crossing boundaries the hyperbolic planes are so called ultraparallel and there exists a common perpendicular line along which we measure the distance of both planes.

For two spherical/circular boundaries which intersect themselves, we can analogously define the angle between them as the angle of corresponding intersecting planes.

The last possibility is that the spherical/circular boundaries touch themselves in one point. The corresponding hyperbolic planes are then asymptotic to each other. In this case one cannot associate with these two planes any measure which would estimate their relation. The reason is simple: all pairs of asymptotic planes are isometric to each other.



**Figure 4.** *Rotation-symmetric minimal surface spanned on two boundaries.* The surface is depicted using (a) spherical, (b) cylindric and (c) half-space visualization of Lobachevsky space (cf. figure 3). The cylindric visualization corresponds closely to the 2-dimensional diagram in figure 5.

It means that any two touching spherical/circular boundaries are equivalent and there is no scale which could distinguish them.

The definition of spherical/circular boundary gives immediately also a solution of the minimal surface problem. The trivial minimal surface spanned on one spherical/circular boundary is just the hyperbolic plane which defines the boundary.

Of course, we will be mainly interested in more complicated surfaces. Namely, in surfaces spanned on two spherical/circular boundaries. However, the trivial planar solution will be important for renormalization of the area of the minimal surface. The area of the hyperbolic planes regularized in various ways will be given below. It can be shown that in all cases it is proportional to regularized size of the boundary [34].

#### 4.2 Surfaces with rotational symmetry

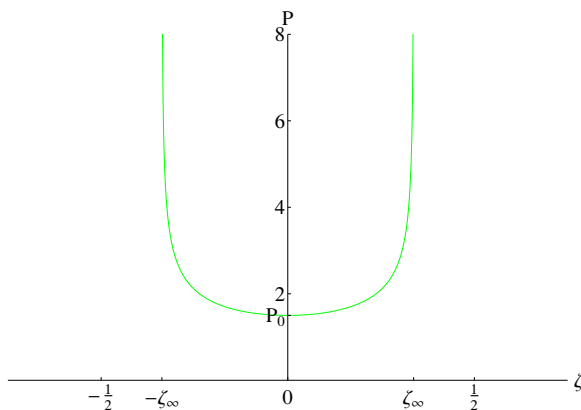
As we mentioned in section 4, the 3-dimensional Lobachevsky space can be viewed as a warped space in various ways. We start with the choice in which the symmetry  $y$ -space has the rotational  $\varphi$ -symmetry and the additional symmetry of the  $x$ -plane is the translational  $\zeta$ -symmetry. For that, it is natural to employ the cylindrical coordinates with parametrization (3.4).

To find a minimal surface, we substitute

$$\begin{aligned} x^1 &= \zeta, & x^2 &= P, & y^1 &= \varphi \\ h_{(1)} &= \ell\sqrt{1+P^2}, & h_{(2)} &= \frac{\ell}{\sqrt{1+P^2}}, & R &= \ell P \end{aligned} \tag{4.1}$$

into equation (2.6) for the profile curve. One obtains

$$\zeta'(P) = \pm \frac{P_0\sqrt{1+P_0^2}}{(1+P^2)\sqrt{P^4+P^2-P_0^4-P_0^2}}, \tag{4.2}$$



**Figure 5.** Profile curve for rotation-symmetric minimal surface. The curve is drawn in the  $x$ -plane covered by coordinates  $\zeta, P$ . It is given by solution (4.3). The corresponding minimal surface is shown in figure 4.

where we conveniently redefined the integration constant. This equation can be integrated in terms of elliptic integrals (cf. 3.157.5 of [36]):

$$\zeta(P) = \zeta_0 \pm \frac{P_0}{\sqrt{1+P_0^2}\sqrt{1+2P_0^2}} \times \left[ (1+P_0^2) F\left(\arccos \frac{P_0}{P}, \sqrt{\frac{1+P_0^2}{1+2P_0^2}}\right) - P_0^2 \Pi\left(\arccos \frac{P_0}{P}, \frac{1}{1+P_0^2}, \sqrt{\frac{1+P_0^2}{1+2P_0^2}}\right) \right]. \tag{4.3}$$

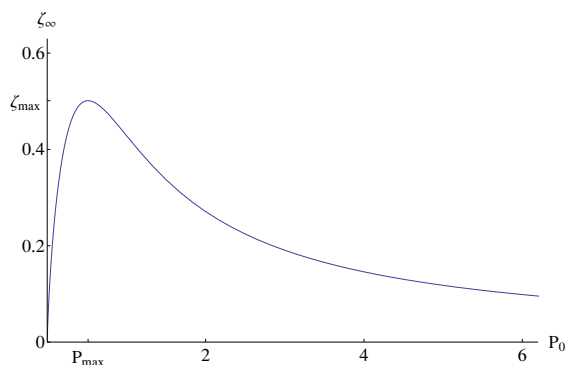
The profile curve is thus parametrized by  $\zeta_0$  and  $P_0$ .  $P$  takes values in  $(P_0, \infty)$ . Two possible signs correspond to two symmetric parts of the same curve with a turning point at  $P = P_0, \zeta = \zeta_0$ . Embedding of the corresponding rotation-symmetric minimal surface into the 3-dimensional Lobachevsky space is shown in figure 4. The graph of the profile curve itself is depicted in figure 5.

We see that the profile curve reaches infinity for two values of  $\zeta$ . It thus describes the minimal surface spanned on two circular boundaries. Boundaries of the surface correspond to the hyperbolic planes given by  $\zeta = \zeta_0 \pm \zeta_\infty$ , where

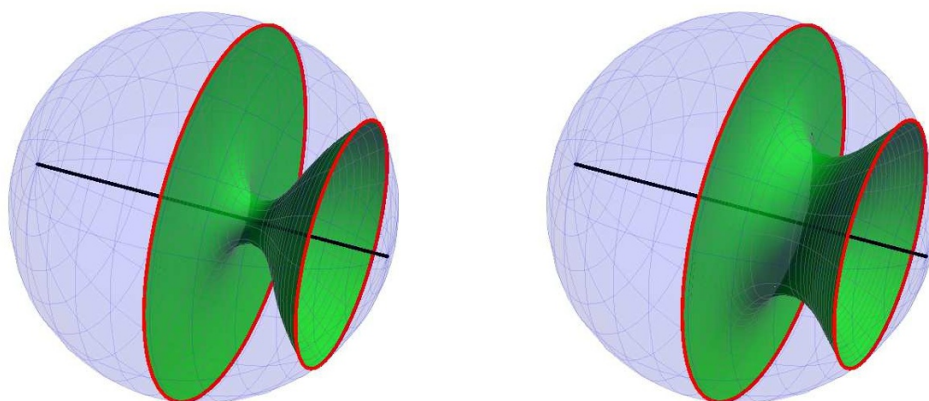
$$\zeta_\infty = \frac{P_0}{\sqrt{1+P_0^2}\sqrt{1+2P_0^2}} \left[ (1+P_0^2) K\left(\sqrt{\frac{1+P_0^2}{1+2P_0^2}}\right) - P_0^2 \Pi\left(\frac{1}{1+P_0^2}, \sqrt{\frac{1+P_0^2}{1+2P_0^2}}\right) \right]. \tag{4.4}$$

The graph of the dependence of  $\zeta_\infty$  on  $P_0$  in figure 6 shows that there exists a maximal value of  $\zeta_\infty$ . It means that there exists a maximal distance of the circular boundaries for which these can be joined by a minimal surface. Numerically, this critical distance is  $s_{\max} = 2\ell\zeta_\infty \approx 1.00229 \ell$ , it is achieved for  $P_{\max} \approx 0.516334$ .

Similar type of phase transition was studied by Olesen and Zarembo in [37, 38]. They analytically derived a minimal surface in  $AdS_5$  between two concentric circles of different radii and applied AdS/CFT correspondence to the analysis of a phase transition in Wilson loop correlators in four-dimensional,  $\mathcal{N} = 4$  super Yang-Mills theory.



**Figure 6.** *Distance of the circular boundaries joined by the minimal surface* The minimal surface given by (4.3) reaches infinity in two circular boundaries which has distance  $s = 2\ell\zeta_\infty$ . Diagram shows the dependence of  $\zeta_\infty$  on the parameter  $P_0$ . For  $\zeta_\infty < \zeta_{\max}$ , one has two values of  $P_0$ , i.e., two possible minimal surfaces joining such boundaries (see figure 7). For  $\zeta_\infty > \zeta_{\max}$ , there is no minimal surfaces joining the boundaries.



**Figure 7.** *Two minimal surfaces spanned on the same boundaries.* Two circular boundaries with the mutual distance smaller than the distance  $s_{\max}$  can be joined by two minimal surfaces. One remains far from the axis, other reaches closer to the axis.

The graph in figure 6 also reveals that for a given distance of two circular boundaries smaller than  $s_{\max}$  there exist two minimal surfaces spanned between them. One (that with larger value of  $P_0$ ) is shallow, remaining further from the axis, and other (with smaller  $P_0$ ) is reaching closer to the axis, see figure 7. It indicates that the corresponding system at the AdS infinity can exist in two different non-trivial phases, both of them distinct from the trivial phase given by two hyperbolic planes.

Now we can proceed to evaluate the area of the minimal surface. Substituting (4.1) into (2.10) (and taking into account both halves of the surface given by (4.3)) we find that

area up to radius  $P$  is given by

$$A(P) = 4\pi\ell^2 \int_{P_0}^P \frac{P^2}{\sqrt{P^4 + P^2 - P_0^4 - P_0^2}} dP = \frac{4\pi\ell^2 P_0^2}{\sqrt{1 + 2P_0^2}} \Pi \left( \arccos \frac{P_0}{P}, 1, \sqrt{\frac{1 + P_0^2}{1 + 2P_0^2}} \right) \quad (4.5)$$

(cf. 3.153.4 of [36] with 111.06 of [39]).

The area of the whole minimal surface  $A|_{P=\infty}$  is diverging: the surface is reaching up to infinity. However, we can renormalize it by subtracting the area of the trivial solution spanned of the same boundaries, i.e., subtracting the area of two hyperbolic planes. The regularized area of one hyperbolic plane (i.e., evaluated up to radius  $P$ ) is

$$A_{\text{hp}}(P) = 2\pi\ell^2 \int_0^P \frac{P dP}{\sqrt{1 + P^2}} = 2\pi\ell^2 (\sqrt{1 + P^2} - 1). \quad (4.6)$$

The expansion for large  $P$  shows that the renormalized area of the surface (4.3) is finite:

$$A_{\text{ren}} = (A - 2A_{\text{hp}})|_{P \rightarrow \infty} = 4\pi\ell^2 \left[ 1 + \frac{P_0^2}{\sqrt{1 + 2P_0^2}} \text{K} \left( \sqrt{\frac{1 + P_0^2}{1 + 2P_0^2}} \right) - \sqrt{1 + 2P_0^2} \text{E} \left( \sqrt{\frac{1 + P_0^2}{1 + 2P_0^2}} \right) \right]. \quad (4.7)$$

The renormalized area as a function of the parameter  $P_0$  and of the distance  $s$  between the boundaries is shown in figure 8. The first diagram shows that for  $P_0 < P_{\text{cr}}$  the renormalized area is positive. In other words, the area of the minimal surface is larger than the area of two planes spanned on the same boundaries. For small values of  $P_0$ , the nontrivial phase has thus larger entanglement entropy than the trivial one. The second diagram reveals that for the distance of the boundaries  $s \in (s_{\text{cr}}, s_{\text{max}})$  there exist two nontrivial phases with entanglement entropy larger than the the trivial phase. For  $s > s_{\text{max}}$  there exists only the trivial phase. A numerical estimate gives  $P_{\text{cr}} \approx 0.95264$  and  $s_{\text{cr}} \approx 0.876895 \ell$ . Finally, for close boundaries,  $s < s_{\text{max}}$ , we can compute the difference  $\Delta A$  between areas of two possible minimal surfaces. This difference is finite and independent of a renormalization of the areas. The graph of  $\Delta A$  is shown in figure 8c.

### 4.3 Surfaces with translation symmetry

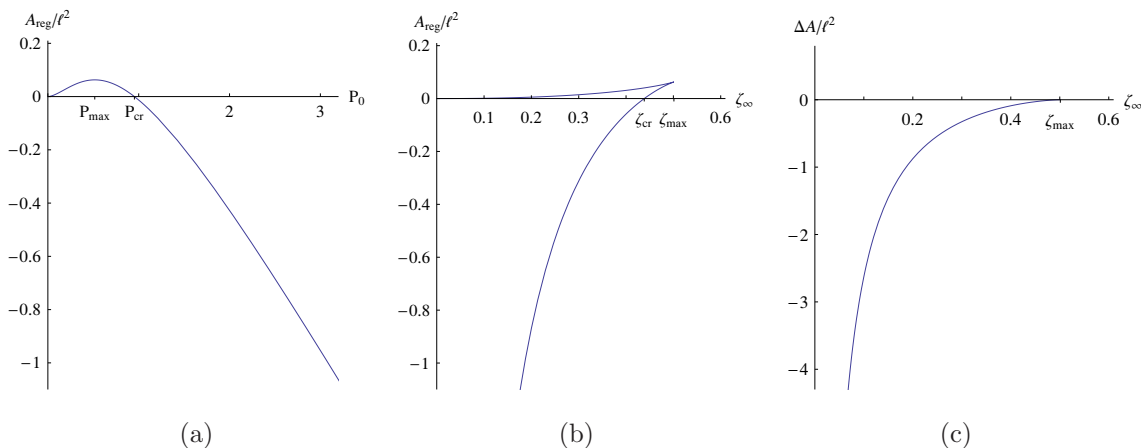
Lobachevsky space can be also viewed as a warped space with the symmetric  $y$ -space given by the translation  $\zeta$ -symmetry. The additional symmetry of the  $x$ -plane is then the rotational  $\varphi$ -symmetry. Again, it is useful to work in cylindrical coordinates, however, an integration is simpler in coordinates (3.5).

Substituting

$$\begin{aligned} x^1 &= \varphi, & x^2 &= Z, & y^1 &= \zeta, \\ h_{(1)} &= \ell\sqrt{Z^2 - 1}, & h_{(2)} &= \frac{\ell}{\sqrt{Z^2 - 1}}, & R &= \ell Z \end{aligned} \quad (4.8)$$

into equation (2.6) for the profile curve we get

$$\varphi'(Z) = \pm \frac{Z_0 \sqrt{Z_0^2 - 1}}{(Z^2 - 1) \sqrt{Z^4 - Z^2 - Z_0^4 + Z_0^2}}. \quad (4.9)$$



**Figure 8.** Regularized area of the minimal surface spanned on two disjoint circular boundaries. (a) The regularized area  $A_{\text{ren}}$  as a function of the parameter  $P_0$  of the minimal surface. (b) The regularized area as a function of the distance  $s = 2\ell\zeta_\infty$  between the circular boundaries. (c) Difference  $\Delta A$  between areas of two minimal surfaces spanned on the same boundaries.

Integrating (cf. 3.157.5 of [36]), we obtain the solution in a closed form

$$\begin{aligned} \varphi(Z) = \varphi_0 \pm \frac{Z_0}{\sqrt{Z^2 - 1}\sqrt{2Z_0^2 - 1}} & \quad (4.10) \\ \times \left[ Z_0^2 \Pi \left( \arccos \frac{Z_0}{Z}, \frac{1}{1 - Z_0^2}, \sqrt{\frac{Z_0^2 - 1}{2Z_0^2 - 1}} \right) - (Z_0^2 - 1) F \left( \arccos \frac{Z_0}{Z}, \sqrt{\frac{Z_0^2 - 1}{2Z_0^2 - 1}} \right) \right]. \end{aligned}$$

In an integral form this class of solutions has been first derived in [33] and called as ‘cusp’ solutions.

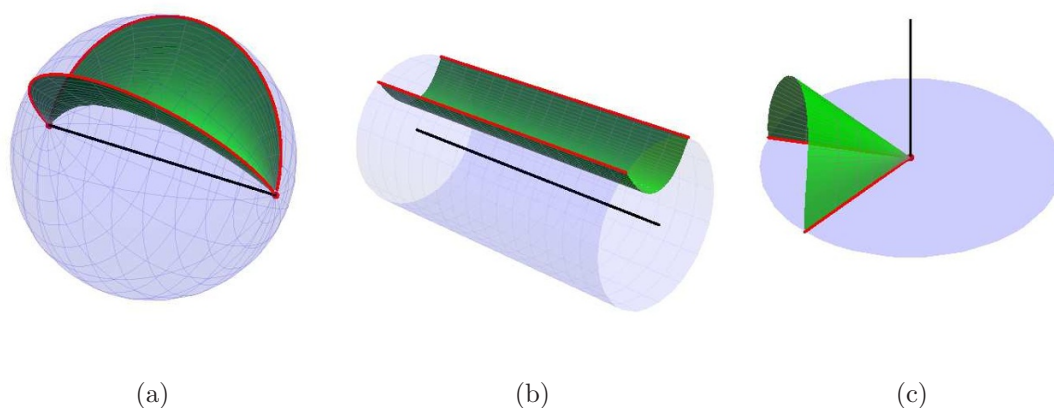
Similarly to the previous case, two signs correspond to two halves of the profile curve with a turning point at  $Z = Z_0$ ,  $\varphi = \varphi_0$ . The graphs of the corresponding minimal surface embedded into 3-dimensional Lobachevsky space are shown in figure 9. The profile curve in  $x$ -plane is depicted in figure 10. Three-dimensional graphs demonstrate that the minimal surface is actually spanned on two crossing circular boundaries at infinity; more precisely, spanned on two arcs which intersect in two points. Values of the angular coordinate in which the profile curve (4.10) reaches infinity are  $\varphi = \varphi_0 \pm \varphi_\infty$  with

$$\varphi_\infty = \frac{Z_0}{\sqrt{Z_0^2 - 1}\sqrt{2Z_0^2 - 1}} \left[ Z_0^2 \Pi \left( \frac{1}{1 - Z_0^2}, \sqrt{\frac{P_0^2 - 1}{2Z_0^2 - 1}} \right) - (Z_0^2 - 1) \mathcal{K} \left( \sqrt{\frac{Z_0^2 - 1}{2Z_0^2 - 1}} \right) \right]. \quad (4.11)$$

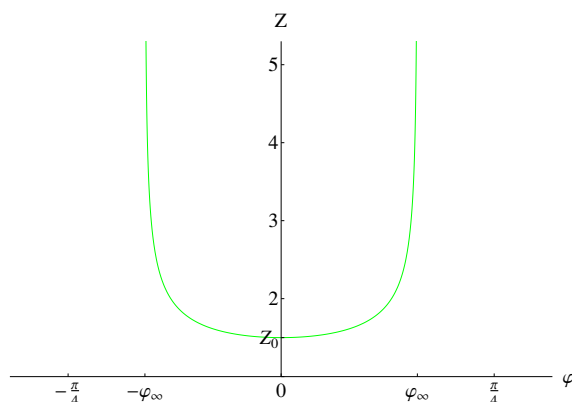
The crossing circular boundaries thus form the angle  $\phi = 2\varphi_\infty$ . The dependence of this angle on parameter  $Z_0$  is shown in figure 11. It is monotonous function running from  $\phi = 0$  for  $Z_0 = \infty$  to  $\phi = \pi$  for  $Z_0 = 1$ . The last value corresponds to a hyperbolic plane spanned on two semi-circles forming the straight angle.

As we have already observed, the surface in figure 9 is not spanned on whole circular boundaries, but just on two arcs belonging to these boundaries. The complete minimal surface spanned on entire two crossing circles should consist of two sheets spanned on the





**Figure 9.** *Translation-symmetric minimal surface spanned on two crossing boundaries.* The surface is shown using (a) spherical, (b) cylindric and (c) half-space visualization of the Lobachevsky space (cf. figure 3). The cylindric visualization is related to the coordinates in which the surface (4.10) has been found. The section  $\zeta = \text{const}$  corresponds to figure 10. The spherical visualization (a) demonstrates that the ‘straight’ boundaries from diagram (b) actually correspond to two arcs of the crossing circular boundaries at infinity.

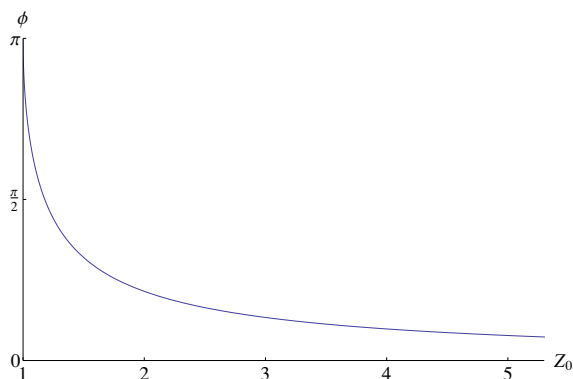


**Figure 10.** *Profile curve for translation-symmetric minimal surface.* The curve is drawn in the  $x$ -plane covered by coordinates  $\varphi, Z$ . It is given by solution (4.10). The corresponding minimal surface is shown in figure 9.

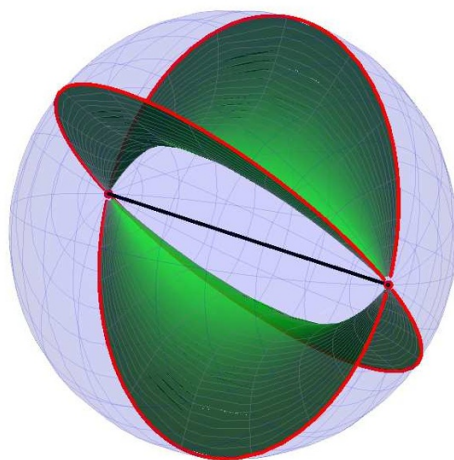
opposite pairs of arcs joining the intersection points. Each of these sheets is given by surface (4.10) found above, see figure 12.

The one-to-one relation (4.11) between  $\phi$  on  $Z_0$  suggests that for a given angle of the crossing circular boundaries there exists only one non-trivial minimal surface. However, it is trivial realization that the second non-trivial surface for angle  $\phi$  is the surface corresponding to the angle  $\pi - \phi$ . This second minimal surface also consists of two opposite sheets which join the complementary pairs of the boundary arcs.

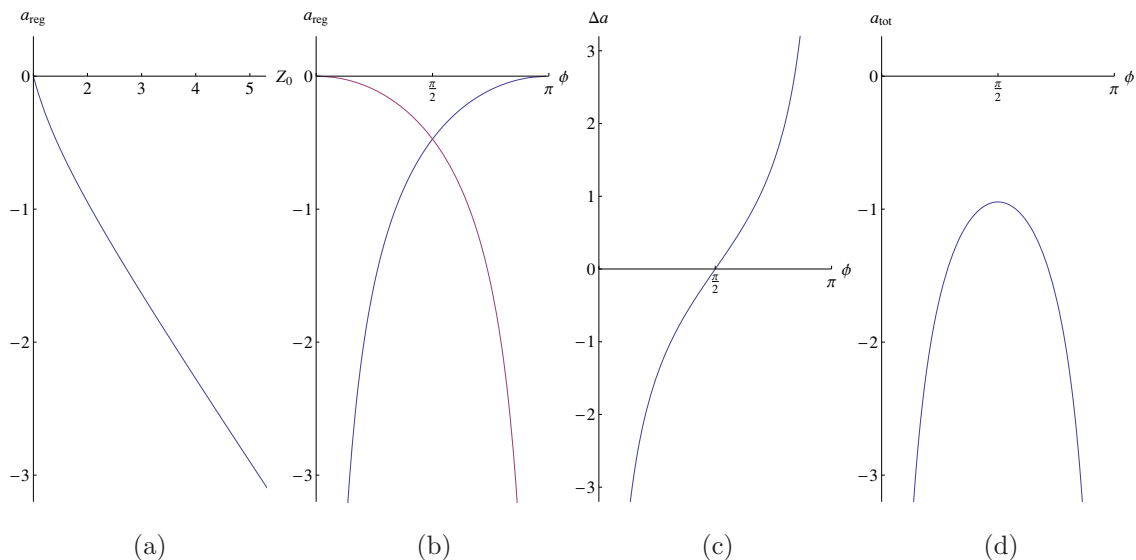
The area of the minimal surface (composed of two sheets) is given by substituting (4.8) into (2.10). It gives the regularized area evaluated up to radius  $Z$  in the following form:



**Figure 11.** *The angle of two crossing circular boundaries joined by the minimal surface.* The minimal surface given by (4.10) reaches infinity in two arcs of the crossing circular boundaries which have angle  $\phi = 2\varphi_\infty$ . Diagram shows the dependence of  $\phi$  on the parameter  $Z_0$  of the solution. The relation is one-to-one.



**Figure 12.** *The minimal surfaces spanned on two crossing circular boundaries* The minimal surface spanned on two crossing circles (i.e., on four boundary arcs) consists of two sheets. They join the opposite pairs of the boundary arcs. Each of the sheets is given by (4.10) with appropriately chosen parameters  $\varphi_0$  and  $Z_0$ . For a given boundary, there exist two minimal surfaces which consist of two non-intersecting sheets. Sheets of the second minimal surface join the complementary opposite pairs of the boundary arcs. One could consider also the third minimal surface formed by two intersecting hyperbolic planes spanned on the circular surfaces. This trivial solution is used to renormalize the area of the non-trivial minimal surfaces.



**Figure 13.** Regularized area of the minimal surface spanned on two crossing circles. (a) Regularized area density  $a_{\text{ren}}$  as a function of the parameter  $Z_0$ . (b) Regularized area density as a function of the angle  $\phi$  between the circular boundaries. Two branches corresponds to two possible minimal surfaces spanned on the same boundaries, cf. figure 12. They are given by complementary angles  $\phi$  and  $\pi - \phi$ . (c) Difference of the area densities  $\Delta a$  of two minimal surfaces spanned on the same boundaries. (d) Sum  $a_{\text{tot}}$  of the regularized area densities of two minimal surfaces.

$$A(Z) = 4\mathcal{A}\ell^2 \int_{Z_0}^Z \frac{Z^2}{\sqrt{Z^4 - Z^2 - Z_0^4 + Z_0^2}} dZ = \frac{4\mathcal{A}\ell^2 Z_0^2}{\sqrt{2Z_0^2 - 1}} \Pi \left( \arccos \frac{Z_0}{Z}, 1, \sqrt{\frac{Z_0^2 - 1}{2Z_0^2 - 1}} \right). \quad (4.12)$$

Here, the volume of the symmetry  $y$ -space is given by  $\mathcal{A} = \int d\zeta$  and it is divergent. Clearly, the surface with a translation symmetry has an infinite length in the symmetric direction and the area suffers the ‘infrared’ divergence. Therefore, we calculate only density  $a = \frac{A}{\mathcal{A}\ell}$  of the area per unit volume of  $y$ -space. This density  $a(Z)$  is still diverging for a large  $Z$  and it must be renormalized by subtracting the area of the trivial solution, i.e., the area of two hyperbolic planes. The regularized (computed up to radius  $Z$ ) density of such an area is

$$a_{\text{hp}}(Z) = \frac{A_{\text{hp}}(Z)}{\mathcal{A}\ell} = 2\ell \int_0^Z \frac{Z dZ}{\sqrt{Z^2 - 1}} = 2\ell \sqrt{Z^2 - 1}. \quad (4.13)$$

Finally, the renormalized area density is

$$a_{\text{ren}} = (a - 2a_{\text{hp}})|_{Z \rightarrow \infty} = 4\ell \left[ \frac{Z_0^2}{\sqrt{2Z_0^2 - 1}} \text{K} \left( \sqrt{\frac{Z_0^2 - 1}{2Z_0^2 - 1}} \right) - \sqrt{2Z_0^2 - 1} \text{E} \left( \sqrt{\frac{Z_0^2 - 1}{2Z_0^2 - 1}} \right) \right]. \quad (4.14)$$

The renormalized area density as a function of the parameter  $Z_0$  and as a function of the angle  $\phi$  is drawn in figure 13

We can also evaluate the difference of the area densities of two minimal surfaces spanned on the same crossing circular boundaries,  $\Delta a(\phi) = a_{\text{ren}}(\phi) - a_{\text{ren}}(\pi - \phi)$ . The difference is finite and independent of the renormalization of the area densities.

On the other side, it can be interesting to look at the total area density  $a_{\text{tot}}(\phi) = a_{\text{ren}}(\phi) + a_{\text{ren}}(\pi - \phi)$  of these two minimal surfaces. It corresponds to the renormalized entanglement entropy of the whole space divided into four blocks by two crossing circles. Both quantities  $\Delta a$  and  $a_{\text{tot}}$  are shown in figure 13.

These diagrams show that, in contrast to the case of two disjoint circular boundaries, the area density (and corresponding entanglement entropy) of the minimal surface spanned on two crossing circles is always smaller than the area density of the trivial solution.

One could also study inequalities between areas of minimal surfaces and corresponding entanglement entropies (such as strong subadditivity properties [26, 33]) spanned on boundaries of various compositions of different domains at infinity. Let us consider domains bounded by two semicircles joining two fixed poles. Such a domain is characterized by the angle  $\phi$  between the semicircles. A composition of two such domains with a common semicircle forms again a domain of the same type.<sup>3</sup>

The subadditivity property [17, 26] translated to language of areas is satisfied in the leading diverging order

$$a(\phi_1 + \phi_2) \leq a(\phi_1) + a(\phi_2) . \tag{4.15}$$

Indeed, the right-hand side has more diverging boundary contributions. It is not a surprise since the subadditivity is a straightforward consequence of the minimality of the area [17]. A more subtle situation is the strong subadditivity, where the leading diverging contributions to the area cancel each other and one can compare renormalized values. The strong subadditivity thus reads

$$a_{\text{ren}}(\phi_1 + \phi_2 + \phi_3) + a_{\text{ren}}(\phi_2) \leq a_{\text{ren}}(\phi_1 + \phi_2) + a_{\text{ren}}(\phi_2 + \phi_3) , \tag{4.16}$$

where the renormalized area density  $a_{\text{ren}}$  is given by one half of expression (4.12) with the parameter  $Z_0$  expressed in terms of angle  $\phi = 2\varphi_\infty$  using (4.11). For  $\phi > \pi$  one naturally understands  $a_{\text{ren}}(\phi) = a_{\text{ren}}(2\pi - \phi)$ . Evaluating (4.16) for angles  $\phi_1 + \phi_2 + \phi_3 < 2\pi$  we have explicitly checked that the strong inequality is satisfied. It is consistent with the general statement of [26].

#### 4.4 Surfaces with horocyclic symmetry

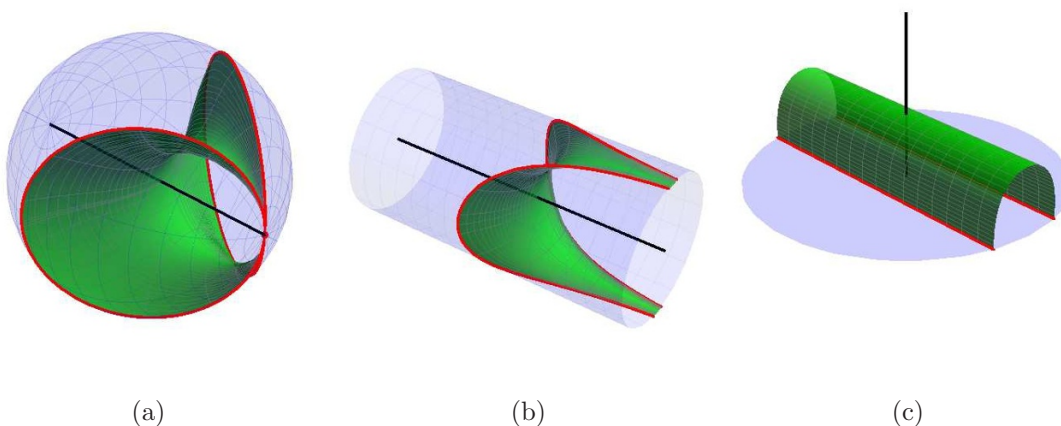
The last qualitatively different case corresponds to the horocyclic symmetry. The  $y$ -space can be identified with  $\bar{y}$  direction in Poincaré coordinates (3.6). The additional symmetry of the  $x$ -plane then corresponds to the horocyclic shift in  $\bar{x}$  direction:

$$\begin{aligned} x^1 &= \bar{x} , & x^2 &= \bar{z} , & y^1 &= \bar{y} , \\ h_{(1)} &= \frac{\ell}{\bar{z}} , & h_{(2)} &= \frac{\ell}{\bar{z}} , & R &= \frac{\ell}{\bar{z}} . \end{aligned} \tag{4.17}$$

---

<sup>3</sup>A similar discussion can be done also in the previous case of domains bounded by two disjoint circles. However, the discussion is more involved since the composition law for the distances between circular boundaries is not so simple: if  $\Omega_{13} = \Omega_{12} \cup \Omega_{23}$ , where  $\Omega_{ij}$  is a domain between two circular boundaries  $\Sigma_i$  and  $\Sigma_j$ , the distances  $s_{ij} = s(\Sigma_i, \Sigma_j)$  between these boundaries are not, in general, in an additive relation. The additivity  $s_{13} = s_{12} + s_{23}$  holds only if the circular boundaries  $\Sigma_i$  are concentric.

In the case of domains between two arcs the situation is simpler, the angles between arcs satisfy the additivity law.



**Figure 14.** *Horocyclic-symmetric minimal surface spanned on two touching boundaries.* The surface is shown using (a) spherical, (b) cylindric and (c) half-space visualization of Lobachevsky space (cf. figure 3). The half-space visualization is related to the coordinates in which the surface (4.18) has been found. The section  $\bar{y} = \text{const}$  corresponds to figure 15. The spherical visualization (a) demonstrates that the ‘straight’ boundaries from diagram (c) are actually two circular boundaries touching at one point. All minimal surfaces with this type of boundary conditions are isomorphic.

The equation of the profile curve (2.6) can be again integrated (cf. 3.153.3 of [36])

$$\bar{x}(\bar{z}) = \bar{x}_0 \pm \int_{\bar{z}}^{\bar{z}_0} \frac{d\bar{z}}{\sqrt{\frac{\bar{z}_0^4}{\bar{z}^4} - 1}} = \bar{x}_0 \pm \bar{z}_0 \left[ \sqrt{2} E\left(\arccos \frac{\bar{z}}{\bar{z}_0}, \frac{1}{\sqrt{2}}\right) - \frac{1}{\sqrt{2}} F\left(\arccos \frac{\bar{z}}{\bar{z}_0}, \frac{1}{\sqrt{2}}\right) \right]. \quad (4.18)$$

A corresponding horocyclic-symmetric minimal surface embedded into the Lobachevsky space is shown in figure 14, the profile curve is depicted in figure 15.

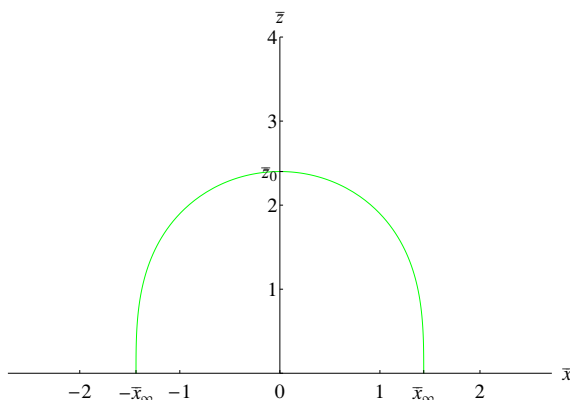
The surface is parametrized by the parameter  $\bar{z}_0$  which is the maximal value of the coordinate  $\bar{z}$  which the surface reaches. It is also the turning point joining two halves of the surface given by two signs in (4.18). We call line  $\bar{z} = \bar{z}_0$  the top line of the surface, cf. figure 14c. It is a horocycle in the sense of the hyperbolic geometry, cf. figure 14a.

The limiting value of coordinate  $\bar{x}$  at infinity  $\bar{z} = 0$  is

$$\bar{x}_\infty = \bar{x}_0 \pm X_0 \bar{z}_0, \quad \text{with} \quad X_0 = \frac{\Gamma(\frac{3}{4})^2}{\sqrt{2\pi}} \approx 0.59907. \quad (4.19)$$

The minimal surface thus reaches infinity at two straight lines in Poincaré coordinates, cf. figure 14c. Therefore, this solution has been referred as a minimal surface for a ‘straight belt’ or a ‘strip’. In arbitrary dimensions it has been derived and analyzed using Poincaré coordinates by Ryu and Takayanagi in their famous work [18]. However, the spherical representation in figure 14a shows that these boundaries are actually two circular boundaries touching at one point (the improper point of planar infinity in the half-space representation of figure 14c).

From the equation (4.18) of the profile curve, we can observe that the combination  $\frac{\bar{x}}{\bar{z}_0}$  depends only on  $\frac{\bar{z}}{\bar{z}_0}$ . This documents that all solutions of this type (i.e., with an arbitrary



**Figure 15.** Profile curve for horocyclic-symmetric minimal surface. The curve is drawn in the  $x$ -plane covered by coordinates  $\bar{z}, \bar{x}$ . It is given by solution (4.18). The corresponding minimal surface is shown in figure 14.

value of  $\bar{z}_0$ ) are isometric. Indeed, the translation  $\zeta \rightarrow \zeta + \zeta_0$  along the Killing vector  $\partial_\zeta$  in Poincaré coordinates acts

$$\bar{z} \rightarrow \exp \zeta_0 \bar{z}, \quad \bar{x} \rightarrow \exp \zeta_0 \bar{x}, \quad \bar{y} \rightarrow \exp \zeta_0 \bar{y}, \quad (4.20)$$

i.e., as a constant rescaling of Poincaré coordinates. The solutions (4.18) for various  $\bar{z}_0$  are related exactly by this translation. Parameter  $\bar{z}_0$  only labels the position of the minimal surface in the space, not its shape. It is, of course, a consequence of the fact that all configurations of two touching circular boundaries are equivalent, as we observed in section 4.1.

The regularized area function (2.10) of the minimal surface in this case is

$$\begin{aligned} A(\bar{z}) &= 2\mathcal{A}\ell^2 \int_{\bar{z}}^{\bar{z}_0} \frac{\bar{z}_0^2}{\bar{z}^2 \sqrt{\bar{z}_0^4 - \bar{z}^4}} d\bar{z} \\ &= \frac{2\mathcal{A}\ell^2}{\bar{z}_0} \left[ \sqrt{\frac{\bar{z}_0^2}{\bar{z}^2} - \frac{\bar{z}^2}{\bar{z}_0^2}} - \sqrt{2} E\left(\arccos \frac{\bar{z}}{\bar{z}_0}, \frac{1}{\sqrt{2}}\right) + \frac{1}{\sqrt{2}} F\left(\arccos \frac{\bar{z}}{\bar{z}_0}, \frac{1}{\sqrt{2}}\right) \right]. \end{aligned} \quad (4.21)$$

The regularized area of the part of the hyperbolic plane  $\bar{x} = \text{const}$  calculated up to cut-off  $\bar{z}$  is

$$A_{\text{hp}}(\bar{z}) = \frac{\mathcal{A}\ell^2}{\bar{z}}. \quad (4.22)$$

Subtracting two planes from the minimal surface thus gives the renormalized area

$$A_{\text{ren}} = (A - 2A_{\text{hp}})|_{\bar{z} \rightarrow 0} = -2\mathcal{A} \frac{X_0}{\bar{z}_0} \ell^2, \quad (4.23)$$

with the constant  $X_0$  given in (4.19).

However, we have to solve the infrared divergence hidden in the  $y$ -space volume  $\mathcal{A} = \int d\bar{y}$ . One has to be careful how to treat this infinity since the choice of the  $\bar{y}$  coordinate was rather arbitrary. Indeed, an arbitrary rescaled coordinate  $\bar{y}$  could have been used since a constant rescaling corresponds to the isometry (4.20).

One natural way how to cut-off the  $\bar{y}$  direction is to calculate the surface area per unit  $\bar{y}$ -length, where this ‘unit length’ is defined by a prescription formulated only in terms of the surface itself, by a prescription which does not employ any additional structure. For example, we can measure  $\bar{y}$ -length  $Y_0$  at the top line of the surface (i.e., at  $\bar{z} = \bar{z}_0$ ). Clearly,  $Y_0 = \int \frac{\ell}{\bar{z}_0} d\bar{y} = \ell \frac{A}{\bar{z}_0}$ . The corresponding area density then reads

$$a_{\text{ren}} = \frac{A_{\text{ren}}}{Y_0} = -2X_0\ell . \tag{4.24}$$

It is independent of the parameter  $\bar{z}_0$ , as could be expected from the discussion above:  $\bar{z}_0$  defines only a position of the surface, not its shape, and no additional structure has been introduced which could distinguish among minimal surfaces with different  $\bar{z}_0$ .

Other possibility how to deal with the divergence in the  $\bar{y}$  direction is to compactify this direction. We can assume  $S^1$  compactification along the coordinate  $\bar{y}$  given by a fixed range  $\Delta\bar{y}$ . Then  $\mathcal{A} = \Delta\bar{y}$  and the regularized area of the compactified minimal surface is

$$A_{\text{comp}} = -2\Delta\bar{y} \frac{X_0}{\bar{z}_0} \ell^2 = -4 \frac{\Delta\bar{y}}{\Delta\bar{x}} X_0^2 \ell^2 . \tag{4.25}$$

The dependence on  $\bar{z}_0$  reflects that the minimal surfaces with various positions  $\bar{z}_0$  are squeezed into the compactified space in a different way. Since this space is not global Lobachevsky space anymore, the minimal surfaces with various  $\bar{z}_0$  are not globally isomorphic. In the last equality we expressed  $\bar{z}_0$  using the coordinate distance  $\Delta\bar{x} = 2X_0\bar{z}_0$  of the boundaries of the minimal surface, cf. (4.19).

In both these cases the regularized area is negative, i.e., the area of the minimal surface spanned on two touching circular boundaries is smaller than the area of two corresponding hyperbolic planes.

By a composition of two or three domains between touching circular boundaries with a common contact point we can check the the subadditivity and the strong subadditivity properties. The subadditivity property is again satisfied in the diverging order.

To check the strong subadditivity we have to consider three domains  $\Omega_i$ ,  $i = 1, 2, 3$ , located among the circular boundaries separated by the coordinate intervals  $\Delta\bar{x}_i$ . These domains must be regularized in common way. Therefore we use the compactification of the  $\bar{y}$  coordinate to the interval  $\Delta\bar{y}$ . The strong subadditivity

$$A_{\Omega_1 \cup \Omega_2 \cup \Omega_3} + A_{\Omega_2} \leq A_{\Omega_1 \cup \Omega_2} + A_{\Omega_2 \cup \Omega_3} , \tag{4.26}$$

thus, using (4.25), translates into

$$-\frac{1}{\Delta\bar{x}_1 + \Delta\bar{x}_2 + \Delta\bar{x}_3} - \frac{1}{\Delta\bar{x}_2} \leq -\frac{1}{\Delta\bar{x}_1 + \Delta\bar{x}_2} - \frac{1}{\Delta\bar{x}_2 + \Delta\bar{x}_3} , \tag{4.27}$$

which is (for positive  $\Delta\bar{x}_i$ ) trivially satisfied.<sup>4</sup>

---

<sup>4</sup>One could consider also a composition of domains between touching circular boundaries with different contact points. However, the composed domain would be between two disjoint circles. Both areas (4.7) and (4.21) would enter the subadditivity inequalities. In such a case, the regularization procedure would have to be discussed carefully: all infrared infinities have to be regularized in a consistent way. We leave such a discussion elsewhere.

#### 4.5 General position of two circular boundaries

In the preceding subsections we have found the minimal surfaces for three qualitatively different positions of the circular boundaries. It could seem that we studied only circular boundaries which are specially positioned with respect to the chosen system of coordinates. For example, two disjoint circles are concentric in figure 4. However, it would be a wrong impression. Actually, we have found the minimal surface for a completely arbitrary configuration of two circular boundaries at infinity.

Indeed, any two circles at infinity can be moved by an isometry to the position for which we have already found the solution. Or, in opposite way, we can always construct a coordinate systems which is adjusted to a boundary configuration. Using isometries we can then transform the solution to an arbitrary other frame.

For two disjoint circles spanned on two hyperbolic planes we can always find a unique line perpendicular to both planes and use this line as  $\rho = 0$  axis of our cylindrical coordinate system. The circular boundaries become concentric in this frame.

Similarly, for two crossing circles we use the intersection line of the corresponding planes as the axis of the cylindrical system. For two touching circles we can use any line going through the contact point of both circles as a suitable axis.

Two examples of the minimal surfaces spanned on two generically positioned disjoint circles at infinity are shown in figure 16.

#### 4.6 Higher dimensions

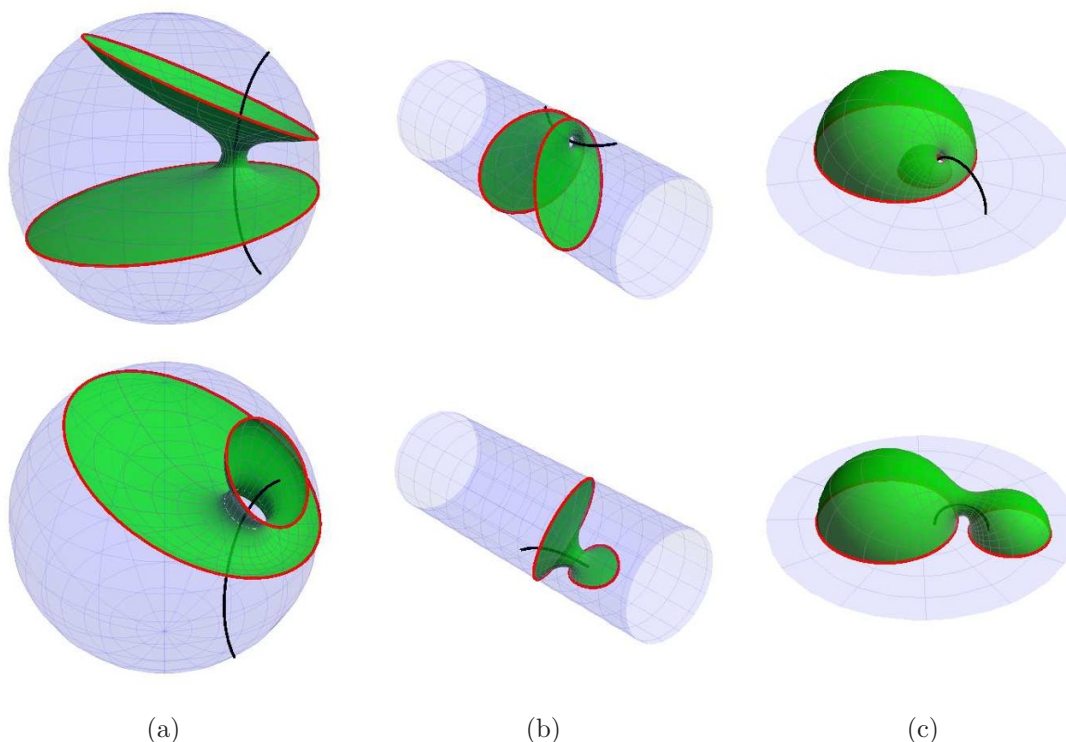
Similar analysis can be done for arbitrary higher dimension  $D$ . Unfortunately, the integrals for the profile curve and surface area (2.6) and (2.10) become more complicated and cannot be integrated easily in terms of special functions. However, the numerical integrations show that the results from the spatial dimension  $D = 3$  remain qualitatively the same in higher dimensions. For example, figure 17 shows the graphs of the regularized area versus the distance of boundaries (an analogue of figure 8b) in the spatial dimensions  $D = 4$  and  $D = 5$ .

### 5 Minimal surfaces in the anti-de Sitter spacetime

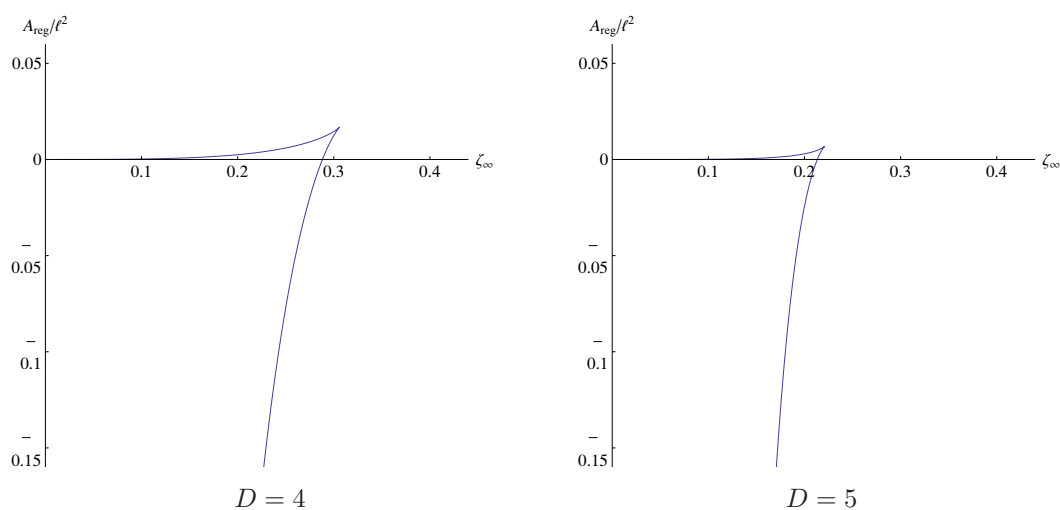
Until now we have discussed minimal surfaces localized in the spatial section of the AdS space. Their area corresponds to the entanglement entropy for the holographically associated system at infinity.

However, as we discussed at beginning of section 4, the spatial section with hyperbolic geometry can be understood as a time slice for three different static Killing vectors in the AdS spacetime. A different choice of the Killing vector should somehow influence the choice of the state of the system at infinity. Surprisingly, this choice does not enter the calculation of the minimal surface and of the entanglement entropy in a direct way. In terms of the metric, three qualitatively different static Killing vectors differ by the lapse (red-shift) factor in front of the corresponding time element in the metric. This factor, however, does not enter the characterization of the spatial geometry. Thus, the only difference is in a different configuration of the boundaries at AdS infinity on which the minimal surfaces are spanned.

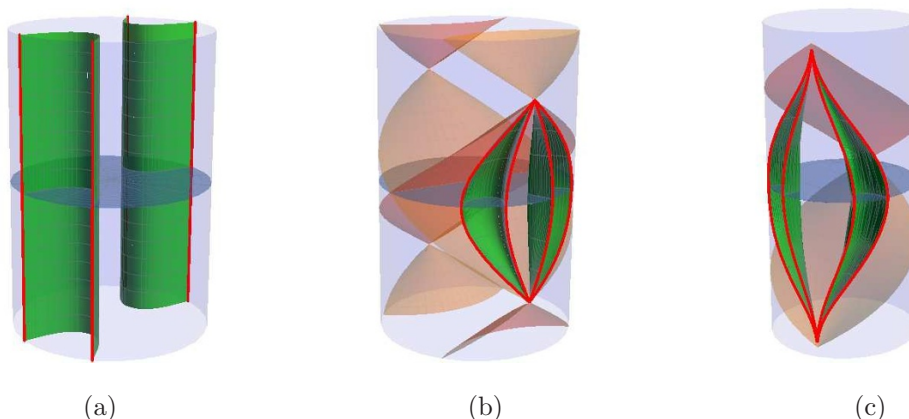




**Figure 16.** *Minimal surfaces spanned on two generally located disjoint circles at infinity.* The minimal surface depicted in figure 4 can be shifted using isometries so it reaches any two disjoint circular boundaries at infinity. Each line shows one example of such a configuration of two boundaries and visualizations of the corresponding minimal surface in (a) spherical, (b) cylindrical and (c) half-space model of Lobachevsky space.



**Figure 17.** *Regularized area for minimal surface spanned on two disjoint circular boundaries in higher dimensions* The dependence of the regularized area on the distance of the circular boundaries is qualitatively the same as in the dimension  $D = 3$ , cf. figure 8.



**Figure 18.** *World-sheets of the minimal surface spanned on two disjoint circles.* Three diagrams represent three possible extension of the tube-like minimal surface into the temporal direction using three static Killing vectors. In all three cases both circular boundaries are located in the same static region. The horizons of the Killing vectors and one slice of a constant static time are indicated. The rotation-symmetric direction  $\varphi$  is suppressed in these diagrams, the tube-like minimal surface thus splits into two disconnected pieces. For the same reason, the world-sheet of each circular boundary is represented just by two worldlines. (a) For the static Killing vector of type I there is only one static region and the minimal surface remains eternally in AdS universe. (b) The Killing vector of type II possesses Killing horizons which divide the spacetime into static and non-static regions. Both circular boundaries are located in one static region and the minimal surface remains in this static region. (c) Horizons of the Poincaré Killing vector divides AdS spacetime into a sequence of static regions. Again, both circular boundaries are located in one static region.

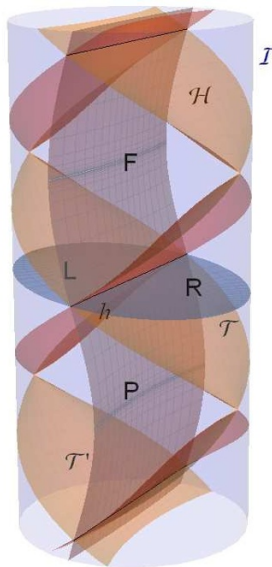
We thus realize that different time evolutions of two spherical domains at AdS infinity correspond to the same minimal surface when restricted to one slice of the appropriate static time. These various configuration thus have the same entanglement entropy.

To discuss these configurations in more detail let us first describe possible world-sheets of the minimal surfaces extended into time direction using various static Killing vectors.

### 5.1 Two circular boundaries in one static region

In the case when the whole boundary of the minimal surface lies at infinity of *one* static region, the procedure is straightforward: the minimal surface is just prolonged along the Killing time coordinate and it spans 3-dimensional world-sheet in one static region of the bulk AdS universe. By a different choice of the Killing vector one gets different world-sheets in the bulk. Of course, these different world-sheets of the minimal surfaces are spanned on different world-sheets of the boundaries at AdS infinity.

The world-sheets of the tube-like minimal surface spanned on two disjoint circles which both lie in the same static region, using static Killing vectors of type I, II, and Poincaré one, are depicted in figure 18. From these diagrams we can observe that although the world-sheet is constructed from the tube-like minimal surface by a simple prolongation in the time direction, the global structure of the world-sheet depends on the chosen Killing vector. The same is valid also for the global structure of the time evolution of the circular



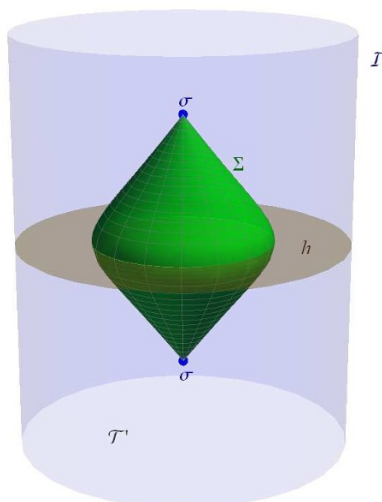
**Figure 19.** *Hypersurfaces  $T = \text{const}$  of the static Killing vector of type II.* The static Killing vector of type II has a bifurcation structure. Its Killing horizons divide AdS spacetime into a sequence of pairs of static regions R, L and non-static regions P and F where the Killing vector is spacelike. The horizons  $\mathcal{H}$  are null surfaces. Each of them corresponds to a plane of light flying through AdS universe, starting and ending in improper bifurcation points at infinity  $\mathcal{I}$ . Horizons intersect in bifurcation lines  $h$ . The Killing vector of type II can play a role of a time translation (in static regions) or of a spatial translation (in non-static regions) or of a boost (near the bifurcation lines). Time slices  $T = \text{const}$  both in static and non-static regions are indicated. Time slices in two opposite static regions can be joined to form one global Lobachevsky space  $\mathcal{T}$ . Time slices in non-static regions can be all joined to form 3-dimensional AdS spacetime  $\mathcal{T}'$ .

boundaries on which the minimal surface is spanned. In the case of the Killing vector of type I (figure 18a) the circular boundary at AdS infinity is eternal. In the cases of the Killing vector of type II or of the Poincaré Killing vector (figures 18b or 18c), the evolution of the circular boundary is singular: it starts and ends at degenerated points.

## 5.2 Two circular boundaries in opposite static regions

For the static Killing vector of type II we can also encounter a more interesting situation. In this case Lobachevsky space corresponds to a time slice  $T = \text{const}$  in two separate static regions. The Killing vector of type II has a bifurcations structure and its Killing horizons divide the AdS spacetime into separate domains, cf. figure 19. Two of these domains positioned acausally to each other form a pair of static regions R and L. Time slices in these static regions, one in each of them, can be joined into one global Lobachevsky space.

Now, we can consider circular boundaries localized symmetrically in the regions R and L. The world-sheet of the minimal surface spanned on these two circles reaches the horizons of the static regions and it must be continued into non-static regions F and P above and under the Killing horizons. The equation (2.6) for the profile curve of the minimal surface can be solved even in these non-static regions, since it does not depend on the character of



**Figure 20.** *Minimal surface in slice  $\mathcal{T}'$ .* Minimal surface  $\Sigma$  located in time-like slice  $\mathcal{T}'$  (joined slices  $T = \text{const}$  in non-static regions P and F, cf. figure 19) which has 3-dimensional AdS geometry. The minimal surface  $\Sigma$  is composed by two symmetric pieces from the regions P and F. It is given by the profile function (5.1) with parameter  $P_0$  which characterize the maximum radius of the surface. The surface is non-smooth at two vertexes  $\sigma$  on the axis. The surface approaches a null character near these vertexes. The spatial intersection  $h$  of the Killing horizons  $\mathcal{H}$  is shown (cf. figure 19). Another representation of the surface  $\Sigma$  (with added  $T$ -direction and suppressed  $\varphi$ -direction) is depicted in figure 21.

the Killing vector and on the signature of the metric. The solution is

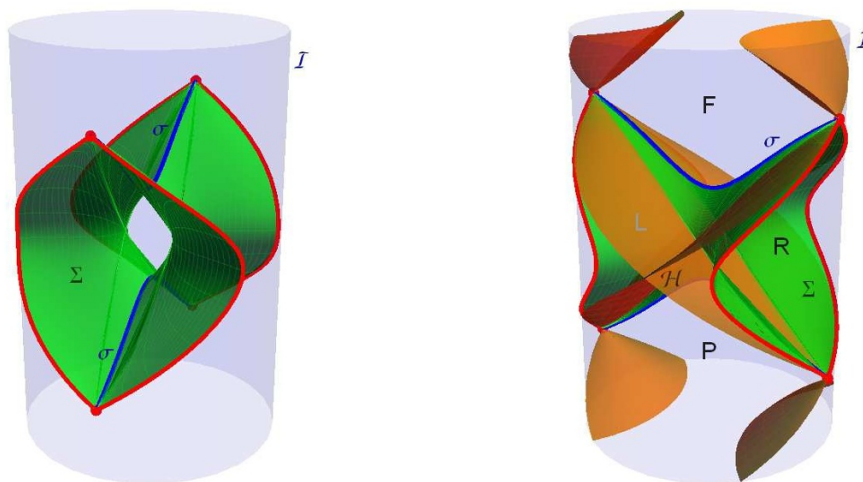
$$\zeta(P) = \frac{P_0}{\sqrt{1+P_0^2}\sqrt{1+2P_0^2}} \Pi\left(\arccos \frac{P}{P_0}, \frac{P_0^2}{1+P_0^2}, \sqrt{\frac{P_0^2}{1+2P_0^2}}\right). \quad (5.1)$$

The solution is closely related to that in static regions (4.3), it is a different branch of the analytic continuation of (4.3).

The resulting surface located in the non-static regions F and P can be visualized if restricted into slice  $T = \text{const}$ . Such a slice is actually 3-dimensional AdS spacetime, cf. figure 19. Embedding of the minimal surface into this slice is shown in figure 20. It has a surprising feature that it is *not* smooth at the vertexes located on the axis.

The world-sheet of the minimal surface could be understood as a collection of trajectories which start from the bottom vertex with the speed of light, slow down, and eventually are spherically collapsing at the top vertex, again with the speed of light. When one adds the Killing vector direction (which is suppressed in figure 20), the full surface in the future non-static region F has a structure of a collapsing cylinder which degenerates along a spatial line  $\sigma$  (the vertex prolonged for all values of spatial coordinate  $T$ ).

However, the part of the surfaces in the region F also reaches the Killing horizons (for  $T \rightarrow \pm\infty$ ). Here it has to be joined with the surface in static regions R and L. Similarly, the surface located in the past static region P joins the surface in the static regions from below. The complete minimal surface is depicted in figure 21. Here, the



**Figure 21.** *World-sheet  $\Sigma$  of the minimal surface spanned on two oppositely accelerated circles.* Diagrams show two views of the same world-sheet. The Killing horizons  $\mathcal{H}$  of the static Killing vector of type II are included in the right diagram. The whole world-sheet is obtained by joining pieces located in the static regions L, R (where they are given by the profile function (4.3)) and pieces in the non-static regions P and F (where they are given by the profile function (5.1)). It reaches infinity  $\mathcal{I}$  in two circular boundaries located in the opposite static regions L and R. In these diagrams, each boundary is represented by a pair of worldlines. The world-sheet  $\Sigma$  is singular at two spatial lines  $\sigma$ . The future singular line can be interpreted as a ‘history’ of the rapture of the minimal surface, see discussion in the text.

rotation-symmetric direction  $\varphi$  is suppressed. We see that the surface is indeed singular along two spatial lines  $\sigma$  in the P and F regions. These singular lines reach infinity of AdS spacetime at points where the Killing vector is bifurcating.

Although the minimal surface is the solution of the static equation at one time slice, one could try to interpret the evolution of the world-sheet of the minimal surface in dynamical terms. What is static, e.g., in terms of the Poincaré time coordinate looks time dependent in terms of the global cosmological time and vice versa.

First, we consider hyperbolic planes in the bulk which correspond to the circular boundaries at infinity. Since they are static in the sense of the Killing vector  $\partial_T$ , these planes move with the acceleration larger than  $1/\ell$ . They are coming from infinity towards each other, decelerating from the speed of light to the zero velocity and accelerating back to infinity asymptotically approaching the speed of light. The points at infinity from which the planes start and where they end are those infinite bifurcation points of the Killing vector  $\partial_T$ . In this sense we can speak about two accelerating circular boundaries at infinity. Clearly, the world-sheets of these boundaries are not smooth at the infinite bifurcation points.

We can now look at the world-sheet of the minimal surface spanned between these accelerated circles in terms of the global cosmological time  $\tau$ . Time slices of the global time correspond to horizontal planes in figure 21. Starting at time of the closest approach of the circles (the horizontal plane in the middle of the vertical direction in figure 21), the minimal

surface has exactly the shape depicted in figure 4. After that the circular boundaries are accelerating away from each other and the minimal surface starts to deform. When the time-slice  $\tau = \text{const}$  reaches the top singular line of the world-sheet, the minimal surface tears into two pieces. At later times, these two pieces are still attached to the circular boundaries at infinity and they fly away from each other. On the other side they are terminated by the singular vertexes which describe the place where the minimal surface was torn. These vertexes flies from each other with a superluminal speed (along the spacelike singular lines  $\sigma$ ). This view corresponds to the earlier observation that the minimal surface can join two disjoint circles at infinity only if they are closer than the critical distance  $s_{\text{cr}}$ . For the circles accelerating from each other the minimal surface thus cannot exist when they get too far.

However, one should be cautious with such an interpretation since we are mixing here the static picture with respect to one Killing vector with the description in terms of time of another Killing vector. Also, we should remember that the world-sheet of the minimal surface is not a world-sheet of a causally evolving matter. However, this description can still shine some understanding on the character of the minimal surface. Although the equation of the minimal surface is intrinsically static (as well as whole concept of the entropy of the subsystem in equilibrium) the dynamical relation among the Killing vectors allows us study some dynamical characteristics.<sup>5</sup>

### 5.3 The configuration of the domains at AdS infinity

After presenting some of the possible evolutions of the minimal surfaces in the bulk spanned on the circular boundaries at the infinity we can discuss shortly the character of these boundaries prolonged in the time direction. We see that by choosing various Killing vectors and various positions of the circular boundaries we can obtain completely different world-sheets of these boundaries. The relation between the entanglement entropy and minimal surfaces can thus be used for richer class of the domains at infinity than one could naively guess at the beginning.

First we should remember that we are estimating the entanglement entropy for conformal field theory. The isometries of bulk AdS spacetimes corresponds to the conformal group at AdS infinity. However, AdS infinity can be interpreted in various ways: globally it can be understood as the Einstein static universe. Various patches of it can be also interpreted as maximally symmetric spacetimes of all three signs of the curvature: Minkowski spacetime, de Sitter and anti-de Sitter universes. These spacetimes are conformally embedded into AdS infinity using a suitable conformal factor. Zeros of the conformal factor identifies the infinity of these spacetimes. The conformal group induced from the bulk is then acting on these spacetimes.

By appropriate choice (i) of the Killing vector in the bulk, and (ii) of the restriction of infinity into one of the mentioned spacetimes, and (iii) of the boundary of the domain for which we want to estimate the entanglement entropy, we can obtain physically very different situations. Let us just mention some of them: the choice of the Poincaré Killing

---

<sup>5</sup>It resembles the discussion of the radiation from the accelerated sources in the case of uniform acceleration in Minkowski spacetime. In this case, although the sources are static with respect to the Rindler Killing vector, one still has to discuss a nature of the radiative field.

vector in the bulk and selecting the domain of AdS infinity given by  $\bar{z} = 0$  of corresponding Poincaré coordinates one can typically study spherical domains in Minkowski spacetime static with respect to inertial observer. However, choosing the Killing vector of type II and appropriate Minkowski domain at AdS infinity one can also study uniformly accelerated spherical domains. In a similar way we can obtain domains comoving with various static or conformally static observers in both de Sitter and anti-de Sitter spacetimes. A more complete analysis of these possibilities and of relations among them exceeds a scope of this paper and we leave it now for a further research.

## 6 Summary

We found out exact solutions for all types of minimal surfaces spanned on one or two spherical boundaries at conformal infinity. The relative positions and the sizes of these spherical boundaries are considered to be arbitrary. The Ryu-Takayanagi holographic conjecture (1.2) enables us to relate the areas of minimal surfaces in the bulk of AdS with the entanglement entropy of any two generally positioned spherical domains at infinity. There are three qualitatively different cases of mutual positions of the spherical domains: (i) two disjoint domains, (ii) overlapping domains, and (iii) touching domains. In the first case there exist tube-like minimal surfaces joining the boundaries of these domains. In this interesting case we showed that for boundaries closer than  $s_{\max}$  there are three possible minimal surfaces, which corresponds to three possibilities (phases) for the holographic entanglement entropy in CFT. The transition between these phases occurs at the critical distance  $s = s_{\text{cr}}$ , when the area of the tube-like surface starts to exceed the area of the trivial solution of two hyperbolic planes. Thus even in the pure AdS background there is a critical behavior of the entanglement entropy that was demonstrated [31] for the asymptotically AdS spacetimes with a black hole in the bulk.

If the entanglement entropy for disjoint subsystems is given by the area of the absolute minimal surface<sup>6</sup> then the renormalized area (4.7) is directly related to the mutual information  $I(\Omega_1, \Omega_2) = S_{\Omega_1} + S_{\Omega_2} - S_{\Omega_1 \cup \Omega_2}$  which quantifies correlations between the disjoint subsystems. Indeed, since the entanglement entropy  $S_{\Omega}$  of a single spherical domain  $\Omega$  is given by the area  $A_{\text{hp}}$  of the trivial hyperbolic plane boundary  $\partial\Omega$ , the renormalized area  $A_{\text{ren}}$  of the tube joining the boundaries of two such domains gives directly the mutual information  $I(\Omega_1, \Omega_2)$ , provided that the tube does give the minimal area, i.e., for  $s < s_{\text{cr}}$ .

Although the entanglement entropy changes continuously with the distance between the boundaries at  $s = s_{\text{cr}}$ , the corresponding minimal surface changes discontinuously. To see the transition from the trivial phase to the tube-like phase, one would have to start with two very close hyperbolic planes. At a point, where they almost touch, a very deep tube-like surface can appear. Though the topology of the surface changes it does not change the total area of the surfaces. While we increase the distance between the boundaries, the tube grows wider. It follows the upper branch of the curve in figure 8b and figure 17 up to the maximal possible distance  $s_{\max}$  of the boundaries. This branch corresponds to the locally minimal surface, but it's not an absolute minimum because there is another

---

<sup>6</sup>See [27] for alternative proposals.

solution for a tube-like minimal surface with the same boundaries but lesser area. When one reaches the  $s_{\max}$  and starts to decrease the distance between the boundaries the tube grows even wider (following the lower branch in figure 8b and figure 17). After decreasing the distance under  $s_{\text{cr}}$  one obtains the physical tube-like phase.

In addition to the case of two spherical domains one can investigate even more complicated situations, for example, a set of spherical domains  $\Omega_i$ , each of them being a subdomain of all the subsequent ones:  $\Omega_i \subset \Omega_j$  for  $i < j$ . They may not be all simultaneously concentric. The circular boundaries of these domains correspond to ultraparallel hyperbolic planes in the bulk. For such a configuration we know the minimal surfaces for any pair of the boundaries. Employing (1.2) we find that the renormalized entropy depends only on the distance between the boundaries, cf. (4.4), (4.5). We can thus test properties of the entropy for domains obtained by a combination of several subdomains. Namely, one can check the strong subadditivity inequalities to find that they are satisfied, as expected from general considerations [33]. Similarly, one can study systems of strips between several semicircles joined at the same poles.

To summarize, the obtained exact analytical solutions for minimal surfaces in AdS provide us with a classical geometric tool of probing quantum properties of CFT.

The holographic entanglement entropy can be applied to testing phase transitions in QFT, similar to the confinement/deconfinement phase transition at a finite temperature [31, 32]. It can be useful in generalizations of c-theorems in higher dimensions [40, 41]. One can use the properties of the entanglement entropy the other way around and even to ‘derive’ gravitational dynamics from entanglement [42, 43].

## Acknowledgments

P. K. was supported by Grant GAČR 14-37086G and appreciates the hospitality of the Theoretical Physics Institute of the University of Alberta. A. Z. thanks the Natural Sciences and Engineering Research Council of Canada and the Killam Trust for the financial support and appreciates the hospitality and support of the Institute of Theoretical Physics of the Charles University in Prague.

## A Coordinates in Lobachevsky space

The geometry of the hyperbolic space in spherical coordinates is given by the metric (3.2), i.e.,

$$\frac{1}{\ell^2} \mathbf{g}_{\text{Lob}} = d\mathbf{r}^2 + \text{sh}^2 r (d\vartheta^2 + \sin^2 \vartheta d\varphi^2). \tag{A.1}$$

Here,  $r$  is the radial distance from the origin. It can be redefined

$$\text{sh } r = \tan \chi \tag{A.2}$$

to obtain the metric conformally related to the homogeneous metric on the hemisphere,

$$\frac{1}{\ell^2} \mathbf{g}_{\text{Lob}} = \frac{1}{\cos^2 \chi} \left( d\chi^2 + \sin^2 \chi (d\vartheta^2 + \sin^2 \vartheta d\varphi^2) \right). \tag{A.3}$$



The boundary  $\chi = \frac{\pi}{2}$  of the hemisphere corresponds to the conformal infinity of the hyperbolic space.

The spherical coordinates  $\chi, \vartheta, \varphi$  on the hemisphere can be replaced by other spherical coordinates  $\bar{\chi}, \bar{\vartheta}, \varphi$  around a new pole on the equator of the hemisphere,

$$\begin{aligned} \cos \chi &= \sin \bar{\chi} \cos \bar{\vartheta}, & \cos \bar{\chi} &= -\sin \chi \vartheta, \\ \tan \vartheta &= -\tan \bar{\vartheta} \sin \bar{\vartheta}, & \tan \bar{\vartheta} &= \tan \chi \sin \vartheta. \end{aligned} \quad (\text{A.4})$$

The Lobachevsky metric becomes:

$$\frac{1}{\ell^2} \mathbf{g}_{\text{Lob}} = \frac{1}{\sin^2 \bar{\chi} \cos^2 \bar{\vartheta}} \left( d\bar{\chi}^2 + \sin^2 \bar{\chi} (d\bar{\vartheta}^2 + \sin^2 \bar{\vartheta} d\varphi^2) \right). \quad (\text{A.5})$$

These coordinates are related to the cylindric coordinates by a redefinition of the coordinate  $\bar{\chi}$ ,

$$\tanh \zeta = -\cos \bar{\chi}. \quad (\text{A.6})$$

This new coordinate  $\zeta$  is the Killing coordinate corresponding to the translation in the hyperbolic space along the axis  $\bar{\vartheta} = 0$ . One can introduce several variants of the axial coordinate which are related as

$$\begin{aligned} \tan \bar{\vartheta} &= \text{sh } \rho = P = \sqrt{Z^2 - 1}, \\ \cos^{-1} \bar{\vartheta} &= \text{ch } \rho = \sqrt{1 + P^2} = Z. \end{aligned} \quad (\text{A.7})$$

The metric takes forms (3.3), (3.4), and (3.5), respectively.

Introducing yet another ‘‘radial’’ coordinate  $\bar{r}$  in the metric (A.5),

$$\bar{r} = \tan \frac{\bar{\chi}}{2} = \exp \zeta, \quad (\text{A.8})$$

one obtains a conformally flat form of the Lobachevsky metric

$$\frac{1}{\ell^2} \mathbf{g}_{\text{Lob}} = \frac{1}{\bar{r}^2 \cos^2 \bar{\vartheta}} \left( d\bar{r}^2 + \bar{r}^2 (d\bar{\vartheta}^2 + \sin^2 \bar{\vartheta} d\varphi^2) \right). \quad (\text{A.9})$$

Introducing the ‘‘Cartesian’’ coordinates  $\bar{x}, \bar{y}, \bar{z}$

$$\bar{x} = \bar{r} \sin \bar{\vartheta} \cos \varphi, \quad \bar{y} = \bar{r} \sin \bar{\vartheta} \sin \varphi, \quad \bar{z} = \bar{r} \cos \bar{\vartheta}. \quad (\text{A.10})$$

for the conformally related flat metric, one obtains the Poincaré coordinates on the hyperbolic space with the metric (3.6).

Finally, if we introduce the coordinate  $\bar{\zeta}$  measuring the distance along the  $\bar{z}$ -direction,

$$\bar{z} = \exp \bar{\zeta}, \quad (\text{A.11})$$

the metric reads

$$\frac{1}{\ell^2} \mathbf{g}_{\text{Lob}} = d\bar{\zeta}^2 + e^{-2\bar{\zeta}} (d\bar{x}^2 + d\bar{y}^2). \quad (\text{A.12})$$

The coordinates  $\varphi, \zeta$ , and  $\bar{x}, \bar{y}$  are Killing coordinates corresponding to rotational, translational and horocyclic symmetries, respectively.

## B Coordinates in anti-de Sitter spacetime

The anti-de Sitter spacetime is described in global cosmological coordinates  $\tau, r, \vartheta, \varphi$  by the metric (3.1),

$$\mathbf{g}_{\text{AdS}} = \ell^2 \left( -\text{ch}^2 r \, d\tau^2 + dr^2 + \text{sh}^2 r (d\vartheta^2 + \sin^2 \vartheta \, d\varphi^2) \right). \quad (\text{B.1})$$

The Killing vector  $\partial_\tau$  represents the global translation symmetry in temporal direction. Orbits of this vectors represent uniformly accelerated static observers with the acceleration smaller than the cosmological acceleration  $1/\ell$ , cf. figure 2a.

One can introduce another coordinates  $T, R, \bar{\vartheta}, \varphi$  — the static coordinates of type II — associated with the uniformly accelerated static observers with acceleration larger than  $1/\ell$ . In these coordinates the AdS metric reads

$$\mathbf{g}_{\text{AdS}} = \frac{\ell^2}{R^2 \cos^2 \bar{\vartheta}} \left( -\left(1 - \frac{R^2}{\ell^2}\right) dT^2 + \left(1 - \frac{R^2}{\ell^2}\right)^{-1} dR^2 + R^2 (d\bar{\vartheta}^2 + \sin^2 \bar{\vartheta} \, d\varphi^2) \right). \quad (\text{B.2})$$

The Killing vector  $\partial_T$  is timelike in domains  $R^2 < \ell^2$ . It has a bifurcation character and its orbits are visualized in figure 2b. The spatial section  $T = \text{const}$ ,  $R^2 < \ell^2$  possesses the spatial metric

$$\mathbf{g}_{\text{Lob}} = \frac{\ell^2}{\cos^2 \bar{\vartheta}} \left( \frac{1}{R^2 \left(1 - \frac{R^2}{\ell^2}\right)} dR^2 + d\bar{\vartheta}^2 + \sin^2 \bar{\vartheta} \, d\varphi^2 \right), \quad (\text{B.3})$$

which describes the geometry of the hyperbolic space. It can related to the Lobachevsky metric (A.5) by

$$R = \sin \bar{\chi} = \text{ch}^{-1} \zeta. \quad (\text{B.4})$$

Relations between the global cosmological coordinates  $\tau, r, \vartheta, \varphi$  and the static coordinates of type II  $T, R, \bar{\vartheta}, \varphi$  can be split into two steps. First, at the spatial section  $\tau = \text{const}$  one introduces the conformally spherical coordinates  $\chi, \vartheta, \varphi$  and the rotated coordinates  $\bar{\chi}, \bar{\vartheta}, \varphi$  by the relations (A.2) and (A.4). In the second step, one mixes  $\tau$ - $\bar{\chi}$  sector introducing the coordinate  $T$  and  $R$ ,

$$\frac{R}{\ell} = \frac{\sin \bar{\chi}}{\sin \tau}, \quad \frac{T}{\ell} = \frac{1}{2} \log \left| \frac{\cos \tau - \cos \bar{\chi}}{\cos \tau + \cos \bar{\chi}} \right|. \quad (\text{B.5})$$

Another well-known coordinates on the AdS spacetime are the Poincaré coordinates in which the metric takes the conformally flat form

$$\mathbf{g}_{\text{AdS}} = \frac{\ell^2}{\bar{z}^2} \left( -d\bar{t}^2 + d\bar{x}^2 + d\bar{y}^2 + d\bar{z}^2 \right). \quad (\text{B.6})$$

If we introduce the spherical Poincaré coordinates  $\bar{t}, \bar{r}, \bar{\vartheta}, \varphi$  by relations (A.10), one can relate the Poincaré coordinates to the coordinates  $\tau, \bar{\chi}, \bar{\vartheta}, \varphi$  as

$$\begin{aligned} \bar{t} &= \frac{\ell \cos \tau}{\cos \tau + \cos \bar{\chi}}, & \tan \tau &= \frac{2\ell \bar{t}}{\ell^2 - \bar{t}^2 + \bar{r}^2}, \\ \bar{r} &= \frac{\ell \sin \bar{\chi}}{\cos \tau + \cos \bar{\chi}}, & \tan \bar{\chi} &= \frac{2\ell \bar{r}}{\ell^2 + \bar{t}^2 - \bar{r}^2}. \end{aligned} \quad (\text{B.7})$$

The Killing vector  $\partial_{\bar{t}}$  represents static observers with the uniform acceleration  $1/\ell$ . Its orbits are shown in figure 2c.

**Open Access.** This article is distributed under the terms of the Creative Commons Attribution License ([CC-BY 4.0](https://creativecommons.org/licenses/by/4.0/)), which permits any use, distribution and reproduction in any medium, provided the original author(s) and source are credited.

## References

- [1] J.D. Bekenstein, *Black holes and the second law*, *Lett. Nuovo Cim.* **4** (1972) 737 [[INSPIRE](#)].
- [2] J.D. Bekenstein, *Black holes and entropy*, *Phys. Rev. D* **7** (1973) 2333 [[INSPIRE](#)].
- [3] J.D. Bekenstein, *Generalized second law of thermodynamics in black hole physics*, *Phys. Rev. D* **9** (1974) 3292 [[INSPIRE](#)].
- [4] S.W. Hawking, *Black holes in general relativity*, *Commun. Math. Phys.* **25** (1972) 152 [[INSPIRE](#)].
- [5] S.W. Hawking, *Black hole explosions*, *Nature* **248** (1974) 30 [[INSPIRE](#)].
- [6] S.W. Hawking, *Particle creation by black holes*, *Commun. Math. Phys.* **43** (1975) 199 [*Erratum ibid.* **46** (1976) 206] [[INSPIRE](#)].
- [7] L. Bombelli, R.K. Koul, J. Lee and R.D. Sorkin, *A quantum source of entropy for black holes*, *Phys. Rev. D* **34** (1986) 373 [[INSPIRE](#)].
- [8] V.P. Frolov and I. Novikov, *Dynamical origin of the entropy of a black hole*, *Phys. Rev. D* **48** (1993) 4545 [[gr-qc/9309001](#)] [[INSPIRE](#)].
- [9] M. Srednicki, *Entropy and area*, *Phys. Rev. Lett.* **71** (1993) 666 [[hep-th/9303048](#)] [[INSPIRE](#)].
- [10] A.O. Barvinsky, V.P. Frolov and A.I. Zelnikov, *Wavefunction of a black hole and the dynamical origin of entropy*, *Phys. Rev. D* **51** (1995) 1741 [[gr-qc/9404036](#)] [[INSPIRE](#)].
- [11] L. Susskind and J. Uglum, *Black hole entropy in canonical quantum gravity and superstring theory*, *Phys. Rev. D* **50** (1994) 2700 [[hep-th/9401070](#)] [[INSPIRE](#)].
- [12] A.D. Sakharov, *Vacuum quantum fluctuations in curved space and the theory of gravitation*, *Sov. Phys. Dokl.* **12** (1968) 1040 [*Dokl. Akad. Nauk Ser. Fiz.* **177** (1967) 70] [*Sov. Phys. Usp.* **34** (1991) 394] [*Gen. Rel. Grav.* **32** (2000) 365] [[INSPIRE](#)].
- [13] T. Jacobson, *Black hole entropy and induced gravity*, [gr-qc/9404039](#) [[INSPIRE](#)].
- [14] V.P. Frolov, D.V. Fursaev and A.I. Zelnikov, *Statistical origin of black hole entropy in induced gravity*, *Nucl. Phys. B* **486** (1997) 339 [[hep-th/9607104](#)] [[INSPIRE](#)].
- [15] V.P. Frolov, D.V. Fursaev and A.I. Zelnikov, *Black hole statistical mechanics and induced gravity*, *Nucl. Phys. Proc. Suppl.* **57** (1997) 192 [[INSPIRE](#)].
- [16] V.P. Frolov, D. Fursaev and A. Zelnikov, *CFT and black hole entropy in induced gravity*, *JHEP* **03** (2003) 038 [[hep-th/0302207](#)] [[INSPIRE](#)].
- [17] S. Ryu and T. Takayanagi, *Holographic derivation of entanglement entropy from AdS/CFT*, *Phys. Rev. Lett.* **96** (2006) 181602 [[hep-th/0603001](#)] [[INSPIRE](#)].
- [18] S. Ryu and T. Takayanagi, *Aspects of holographic entanglement entropy*, *JHEP* **08** (2006) 045 [[hep-th/0605073](#)] [[INSPIRE](#)].
- [19] T. Nishioka, S. Ryu and T. Takayanagi, *Holographic entanglement entropy: an overview*, *J. Phys. A* **42** (2009) 504008 [[arXiv:0905.0932](#)] [[INSPIRE](#)].
- [20] D.V. Fursaev, *Proof of the holographic formula for entanglement entropy*, *JHEP* **09** (2006) 018 [[hep-th/0606184](#)] [[INSPIRE](#)].
- [21] M. Headrick, *Entanglement Renyi entropies in holographic theories*, *Phys. Rev. D* **82** (2010) 126010 [[arXiv:1006.0047](#)] [[INSPIRE](#)].

- [22] A. Lewkowycz and J. Maldacena, *Generalized gravitational entropy*, *JHEP* **08** (2013) 090 [[arXiv:1304.4926](#)] [[INSPIRE](#)].
- [23] R.C. Myers, R. Pourhasan and M. Smolkin, *On spacetime entanglement*, *JHEP* **06** (2013) 013 [[arXiv:1304.2030](#)] [[INSPIRE](#)].
- [24] T. Hartman, *Entanglement entropy at large central charge*, [arXiv:1303.6955](#) [[INSPIRE](#)].
- [25] T. Faulkner, *The entanglement Renyi entropies of disjoint intervals in AdS/CFT*, [arXiv:1303.7221](#) [[INSPIRE](#)].
- [26] M. Headrick and T. Takayanagi, *A holographic proof of the strong subadditivity of entanglement entropy*, *Phys. Rev. D* **76** (2007) 106013 [[arXiv:0704.3719](#)] [[INSPIRE](#)].
- [27] V.E. Hubeny and M. Rangamani, *Holographic entanglement entropy for disconnected regions*, *JHEP* **03** (2008) 006 [[arXiv:0711.4118](#)] [[INSPIRE](#)].
- [28] E. Tonni, *Holographic entanglement entropy: near horizon geometry and disconnected regions*, *JHEP* **05** (2011) 004 [[arXiv:1011.0166](#)] [[INSPIRE](#)].
- [29] V. Balasubramanian, B.D. Chowdhury, B. Czech, J. de Boer and M.P. Heller, *A hole-ographic spacetime*, *Phys. Rev. D* **89** (2014) 086004 [[arXiv:1310.4204](#)] [[INSPIRE](#)].
- [30] R.C. Myers, J. Rao and S. Sugishita, *Holographic holes in higher dimensions*, *JHEP* **06** (2014) 044 [[arXiv:1403.3416](#)] [[INSPIRE](#)].
- [31] I.R. Klebanov, D. Kutasov and A. Murugan, *Entanglement as a probe of confinement*, *Nucl. Phys. B* **796** (2008) 274 [[arXiv:0709.2140](#)] [[INSPIRE](#)].
- [32] A. Lewkowycz, *Holographic entanglement entropy and confinement*, *JHEP* **05** (2012) 032 [[arXiv:1204.0588](#)] [[INSPIRE](#)].
- [33] T. Hirata and T. Takayanagi, *AdS/CFT and strong subadditivity of entanglement entropy*, *JHEP* **02** (2007) 042 [[hep-th/0608213](#)] [[INSPIRE](#)].
- [34] P. Kratochvíl and A. Zelnikov, *Entanglement entropy of spherical domains in anti-de Sitter space*, *Phys. Rev. D* **89** (2014) 104058 [[arXiv:1311.1685](#)] [[INSPIRE](#)].
- [35] S. Hawking and G. Ellis, *The large scale structure of space-time*, Cambridge University Press, Cambridge U.K. (1973) [[INSPIRE](#)].
- [36] I. Gradshteyn and I. Ryzhik, *Table of integrals, series, and products*, transl. from the Russian by Scripta Technica Inc. 5<sup>th</sup> ed., Academic Press Inc., Boston U.S.A. (1994).
- [37] K. Zarembo, *Wilson loop correlator in the AdS/CFT correspondence*, *Phys. Lett. B* **459** (1999) 527 [[hep-th/9904149](#)] [[INSPIRE](#)].
- [38] P. Olesen and K. Zarembo, *Phase transition in Wilson loop correlator from AdS/CFT correspondence*, [hep-th/0009210](#) [[INSPIRE](#)].
- [39] P. Byrd and M. Friedman, *Handbook of elliptic integrals for engineers and scientists*, Grundlehren der mathematischen Wissenschaften, Springer-Verlag Germany (1971).
- [40] H. Casini and M. Huerta, *On the RG running of the entanglement entropy of a circle*, *Phys. Rev. D* **85** (2012) 125016 [[arXiv:1202.5650](#)] [[INSPIRE](#)].
- [41] R.C. Myers and A. Sinha, *Holographic c-theorems in arbitrary dimensions*, *JHEP* **01** (2011) 125 [[arXiv:1011.5819](#)] [[INSPIRE](#)].
- [42] N. Lashkari, M.B. McDermott and M. Van Raamsdonk, *Gravitational dynamics from entanglement ‘thermodynamics’*, *JHEP* **04** (2014) 195 [[arXiv:1308.3716](#)] [[INSPIRE](#)].
- [43] T. Faulkner, M. Guica, T. Hartman, R.C. Myers and M. Van Raamsdonk, *Gravitation from entanglement in holographic CFTs*, *JHEP* **03** (2014) 051 [[arXiv:1312.7856](#)] [[INSPIRE](#)].