

Cylindrické souřadnice (ρ, φ, z)

Vztah ke kartézským souřadnicím:

$$\begin{aligned} x &= \rho \cos \varphi & \rho &= \sqrt{x^2 + y^2} \\ y &= \rho \sin \varphi & \varphi &= \arctan \frac{y}{x} \\ z &= z & z &= z \end{aligned}$$

Metrika a objemový element:

$$\mathbf{q} = d\rho d\varphi + \rho^2 d\varphi d\varphi + dz dz \quad dV = \rho d\rho d\varphi dz$$

Laméovy koeficienty:

$$h_\rho = 1 \quad h_\varphi = \rho \quad h_z = 1$$

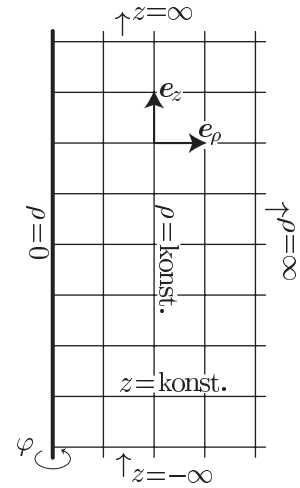
Triáda (normovaná báze):

$$\begin{aligned} \mathbf{e}_\rho &= \frac{\partial}{\partial \rho} & \mathbf{e}_\varphi &= \frac{1}{\rho} \frac{\partial}{\partial \varphi} & \mathbf{e}_z &= \frac{\partial}{\partial z} \\ \mathbf{e}^\rho &= d\rho & \mathbf{e}^\varphi &= \rho d\varphi & \mathbf{e}^z &= dz \end{aligned}$$

Vztah cylindrických a kartézských bází vektorů

$$\begin{aligned} \mathbf{e}_x &= \cos \varphi \mathbf{e}_\rho - \sin \varphi \mathbf{e}_\varphi = \frac{x}{\sqrt{x^2 + y^2}} \mathbf{e}_\rho - \frac{y}{\sqrt{x^2 + y^2}} \mathbf{e}_\varphi \\ \mathbf{e}_y &= \sin \varphi \mathbf{e}_\rho + \cos \varphi \mathbf{e}_\varphi = \frac{y}{\sqrt{x^2 + y^2}} \mathbf{e}_\rho + \frac{x}{\sqrt{x^2 + y^2}} \mathbf{e}_\varphi \\ \mathbf{e}_z &= \mathbf{e}_z \end{aligned}$$

$$\begin{aligned} \mathbf{e}_\rho &= \frac{x}{\sqrt{x^2 + y^2}} \mathbf{e}_x + \frac{y}{\sqrt{x^2 + y^2}} \mathbf{e}_y = \cos \varphi \mathbf{e}_x + \sin \varphi \mathbf{e}_y \\ \mathbf{e}_\varphi &= -\frac{y}{\sqrt{x^2 + y^2}} \mathbf{e}_x + \frac{x}{\sqrt{x^2 + y^2}} \mathbf{e}_y = -\sin \varphi \mathbf{e}_x + \cos \varphi \mathbf{e}_y \\ \mathbf{e}_z &= \mathbf{e}_z \end{aligned}$$



Derivace bázových vektorů a forem

$$\begin{aligned}\nabla \mathbf{e}_\rho &= \frac{1}{\rho} \mathbf{e}^\varphi \mathbf{e}_\varphi & \nabla \cdot \mathbf{e}_\rho &= \frac{1}{\rho} & \nabla \times \mathbf{e}_\rho &= 0 \\ \nabla \mathbf{e}_\varphi &= -\frac{1}{\rho} \mathbf{e}^\rho \mathbf{e}_\rho & \nabla \cdot \mathbf{e}_\varphi &= 0 & \nabla \times \mathbf{e}_\varphi &= \frac{1}{\rho} \mathbf{e}_z \\ \nabla \mathbf{e}_z &= 0 & \nabla \cdot \mathbf{e}_z &= 0 & \nabla \times \mathbf{e}_z &= 0\end{aligned}$$

Operátory v cylindrických souřadnicích

gradient skaláru: $\mathbf{a} = \mathbf{d}f = \nabla f$

$$a_\rho = f_{,\rho} \quad a_\varphi = \frac{1}{\rho} f_{,\varphi} a^\varphi \quad a_z = f_{,z}$$

divergence: $f = \nabla \cdot \mathbf{a}$

$$f = \frac{1}{\rho} (\rho a^\rho)_{,\rho} + \frac{1}{\rho} a^\varphi_{,\varphi} + a^z_{,z}$$

rotace: $\mathbf{b} = \nabla \times \mathbf{a}$

$$b_\rho = \frac{1}{\rho} a_{z,\varphi} - a_{\varphi,z} \quad b_\varphi = a_{\rho,z} - a_{z,\rho} \quad b_z = \frac{1}{\rho} ((\rho a_\varphi)_{,\rho} - a_{\rho,\varphi})$$

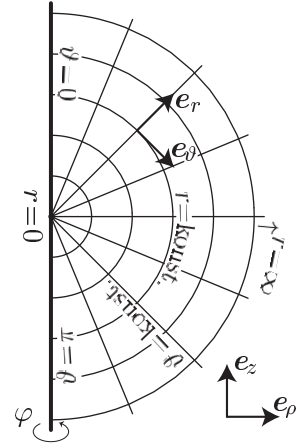
laplace:

$$\nabla^2 f = \frac{1}{\rho} (\rho f_{,\rho})_{,\rho} + \frac{1}{\rho^2} f_{,\varphi\varphi} + f_{,zz} = f_{,\rho\rho} + \frac{1}{\rho^2} f_{,\varphi\varphi} + f_{,zz} + \frac{1}{\rho} f_{,\rho}$$

Sférické souřadnice (r, ϑ, φ)

Vztah ke kartézským souřadnicím:

$$\begin{aligned} x &= r \sin \vartheta \cos \varphi & r &= \sqrt{x^2 + y^2 + z^2} \\ y &= r \sin \vartheta \sin \varphi & \vartheta &= \arctan \frac{\sqrt{x^2 + y^2}}{z} \\ z &= r \cos \vartheta & \varphi &= \arctan \frac{y}{x} \\ \rho &= r \sin \vartheta & x &= \rho \cos \varphi & y &= \rho \sin \varphi \end{aligned}$$



Metrika a objemový element:

$$\mathbf{q} = \mathbf{dr} \mathbf{dr} + r^2 \mathbf{d}\vartheta \mathbf{d}\vartheta + r^2 \sin^2 \vartheta \mathbf{d}\varphi \mathbf{d}\varphi \quad dV = r^2 \sin \vartheta \, dr \, d\vartheta \, d\varphi$$

Laméovy koeficienty:

$$h_r = 1 \quad h_\vartheta = r \quad h_\varphi = r \sin \vartheta$$

Triáda (normovaná báze):

$$\begin{aligned} \mathbf{e}_r &= \frac{\partial}{\partial r} & \mathbf{e}_\vartheta &= \frac{1}{r} \frac{\partial}{\partial \vartheta} & \mathbf{e}_\varphi &= \frac{1}{r \sin \vartheta} \frac{\partial}{\partial \varphi} \\ \mathbf{e}^r &= \mathbf{dr} & \mathbf{e}^\vartheta &= r \mathbf{d}\vartheta & \mathbf{e}^\varphi &= r \sin \vartheta \mathbf{d}\varphi \end{aligned}$$

Vztah sférických a kartézských bází vektorů

$$\begin{aligned} \mathbf{e}_x &= \sin \vartheta \cos \varphi \mathbf{e}_r + \cos \vartheta \cos \varphi \mathbf{e}_\vartheta - \sin \varphi \mathbf{e}_\varphi = \frac{x}{r} \mathbf{e}_r + \frac{z}{r} \frac{x}{\sqrt{x^2 + y^2}} \mathbf{e}_\vartheta - \frac{y}{\sqrt{x^2 + y^2}} \mathbf{e}_\varphi \\ \mathbf{e}_y &= \sin \vartheta \sin \varphi \mathbf{e}_r + \cos \vartheta \sin \varphi \mathbf{e}_\vartheta + \cos \varphi \mathbf{e}_\varphi = \frac{y}{r} \mathbf{e}_r + \frac{z}{r} \frac{y}{\sqrt{x^2 + y^2}} \mathbf{e}_\vartheta + \frac{x}{\sqrt{x^2 + y^2}} \mathbf{e}_\varphi \\ \mathbf{e}_z &= \cos \vartheta \mathbf{e}_r - \sin \vartheta \mathbf{e}_\vartheta = \frac{z}{r} \mathbf{e}_r - \frac{\sqrt{x^2 + y^2}}{r} \mathbf{e}_\vartheta \end{aligned}$$

$$\mathbf{e}_r = \frac{1}{\sqrt{x^2 + y^2 + z^2}} (x \mathbf{e}_x + y \mathbf{e}_y + z \mathbf{e}_z) = \sin \vartheta \cos \varphi \mathbf{e}_x + \sin \vartheta \sin \varphi \mathbf{e}_y + \cos \vartheta \mathbf{e}_z$$

$$\begin{aligned} \mathbf{e}_\vartheta &= \frac{z}{\sqrt{x^2 + y^2 + z^2}} \left(\frac{x}{\sqrt{x^2 + y^2}} \mathbf{e}_x + \frac{y}{\sqrt{x^2 + y^2}} \mathbf{e}_y - \frac{\sqrt{x^2 + y^2}}{z} \mathbf{e}_z \right) \\ &= \cos \vartheta \cos \varphi \mathbf{e}_x + \cos \vartheta \sin \varphi \mathbf{e}_y - \sin \vartheta \mathbf{e}_z \end{aligned}$$

$$\mathbf{e}_\varphi = -\frac{y}{\sqrt{x^2 + y^2}} \mathbf{e}_x + \frac{x}{\sqrt{x^2 + y^2}} \mathbf{e}_y = -\sin \varphi \mathbf{e}_x + \cos \varphi \mathbf{e}_y$$

Derivace bázových vektorů a forem

$$\begin{aligned}
 \nabla \mathbf{e}_r &= \frac{1}{r} \mathbf{e}^\vartheta \mathbf{e}_\vartheta + \frac{1}{r} \mathbf{e}^\varphi \mathbf{e}_\varphi & \nabla \cdot \mathbf{e}_r &= \frac{2}{r} & \nabla \times \mathbf{e}_r &= 0 \\
 \nabla \mathbf{e}_\vartheta &= -\frac{1}{r} \mathbf{e}^\vartheta \mathbf{e}_r + \frac{1}{r} \cot \vartheta \mathbf{e}^\varphi \mathbf{e}_\varphi & \nabla \cdot \mathbf{e}_\vartheta &= \frac{1}{r} \cot \vartheta & \nabla \times \mathbf{e}_\vartheta &= \frac{1}{r} \mathbf{e}_\varphi \\
 \nabla \mathbf{e}_\varphi &= -\frac{1}{r} \mathbf{e}^\varphi \mathbf{e}_r - \frac{1}{r} \cot \vartheta \mathbf{e}^\vartheta \mathbf{e}_\vartheta & \nabla \cdot \mathbf{e}_\varphi &= 0 & \nabla \times \mathbf{e}_\varphi &= -\frac{1}{r} \mathbf{e}_\vartheta + \frac{1}{r} \cot \vartheta \mathbf{e}_r
 \end{aligned}$$

Operátory ve sférických souřadnicích

gradient skaláru: $\mathbf{a} = \mathbf{d}f = \nabla f$

$$a_r = f_{,r} \quad a_\vartheta = \frac{1}{r} f_{,\vartheta} \quad a_\varphi = \frac{1}{r \sin \vartheta} f_{,\varphi}$$

divergence: $f = \nabla \cdot \mathbf{a}$

$$f = \frac{1}{r^2} (r^2 a^r)_{,r} + \frac{1}{r \sin \vartheta} (\sin \vartheta a^\vartheta)_{,\vartheta} + \frac{1}{r \sin \vartheta} a^{\varphi}_{,\varphi}$$

rotace: $\mathbf{b} = \nabla \times \mathbf{a}$

$$b_r = \frac{1}{r \sin \vartheta} (\sin \vartheta a_\varphi)_{,\vartheta} - a_{\vartheta,\varphi} \quad b_\vartheta = \frac{1}{r} \left(\frac{1}{\sin \vartheta} a_{r,\varphi} - (r a_\varphi)_{,r} \right) \quad b_\varphi = \frac{1}{r} ((r a_\vartheta)_{,r} - a_{r,\vartheta})$$

laplace:

$$\begin{aligned}
 \nabla^2 f &= \frac{1}{r^2} (r^2 f_{,r})_{,r} + \frac{1}{r^2 \sin \vartheta} (\sin \vartheta f_{,\vartheta})_{,\vartheta} + \frac{1}{r^2 \sin^2 \vartheta} f_{,\varphi\varphi} \\
 &= f_{,rr} + \frac{1}{r^2} f_{,\vartheta\vartheta} + \frac{1}{r^2 \sin^2 \vartheta} f_{,\varphi\varphi} + \frac{2}{r} f_{,r} + \frac{\cot \vartheta}{r^2} f_{,\vartheta}
 \end{aligned}$$

Protáhlé elipsoidální souřadnice

Hodnoty souřadnic:

$$\eta \in \mathbb{R}^+ \quad \psi \in (0, \pi) \quad c \in (1, \infty) \quad v \in (-1, 1)$$

Vztah ke kartézským souřadnicím:

$$x = l \sinh \eta \sin \psi \cos \varphi = \sqrt{c^2 - \ell^2} \sqrt{1 - v^2} \cos \varphi$$

$$y = l \sinh \eta \sin \psi \sin \varphi = \sqrt{c^2 - \ell^2} \sqrt{1 - v^2} \sin \varphi$$

$$z = l \cosh \eta \cos \psi = c v$$

$$\cosh \eta = \frac{c}{\ell} = \frac{\sqrt{\sigma^2 + r^2 + \ell^2}}{\sqrt{2} \ell} = \frac{\sqrt{\rho^2 + (z + \ell)^2} + \sqrt{\rho^2 + (z - \ell)^2}}{2 \ell}$$

$$\cos \psi = v = \frac{\sqrt{2} z}{\sqrt{\sigma^2 + r^2 + \ell^2}} = \frac{\sqrt{\rho^2 + (z + \ell)^2} - \sqrt{\rho^2 + (z - \ell)^2}}{2 \ell}$$

$$\tan \varphi = \frac{y}{x} \quad x = \rho \cos \varphi \quad y = \rho \sin \varphi$$

pomocné funkce:

$$\rho^2 = x^2 + y^2 = \ell^2 \sinh^2 \eta \sin^2 \psi = (c^2 - \ell^2) (1 - v^2)$$

$$r^2 = \rho^2 + z^2 = \ell^2 (\cosh^2 \eta - \sin^2 \psi) = \ell^2 (\sinh^2 \eta + \cos^2 \psi) = c^2 + \ell^2 v^2 - \ell^2$$

$$\begin{aligned} \sigma^2 &= \sqrt{\rho^2 + (z + \ell)^2} \sqrt{\rho^2 + (z - \ell)^2} = \sqrt{(r^2 - \ell^2)^2 + 4 \ell^2 \rho^2} = \sqrt{(r^2 + \ell^2)^2 - 4 \ell^2 z^2} \\ &= \ell^2 (\cosh^2 \eta - \cos^2 \psi) = \ell^2 (\sinh^2 \eta + \sin^2 \psi) = c^2 - \ell^2 v^2 \end{aligned}$$

Metrika a objemový element:

$$\begin{aligned} \mathbf{q} &= \sigma^2 \mathbf{d}\eta \mathbf{d}\eta + \sigma^2 \mathbf{d}\psi \mathbf{d}\psi + \rho^2 \mathbf{d}\varphi \mathbf{d}\varphi \\ &= \frac{c^2 - \ell^2 v^2}{c^2 - \ell^2} \mathbf{d}c \mathbf{d}c + \frac{c^2 - \ell^2 v^2}{1 - v^2} \mathbf{d}v \mathbf{d}v + (c^2 - \ell^2) (1 - v^2) \mathbf{d}\varphi \mathbf{d}\varphi \end{aligned}$$

$$dV = \rho \sigma^2 d\eta d\psi d\varphi = (c^2 - \ell^2 v^2) dc dv d\varphi$$

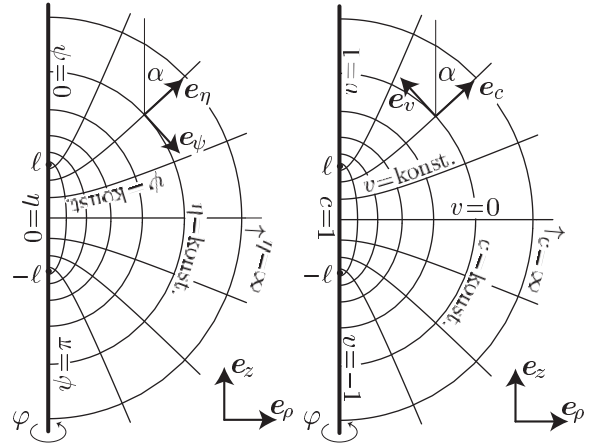
Laméovy koeficienty:

$$\begin{aligned} h_\eta &= \sigma & h_\psi &= \sigma & h_\varphi &= \rho \\ h_c^2 &= \frac{c^2 - \ell^2 v^2}{c^2 - \ell^2} & h_v^2 &= \frac{c^2 - \ell^2 v^2}{1 - v^2} & h_\varphi^2 &= (c^2 - \ell^2) (1 - v^2) \end{aligned}$$

Vztah eliptických a kartézských bází vektorů:

$$\begin{aligned} \mathbf{e}_x &= \cos \varphi (\cos \alpha \mathbf{e}_\psi + \sin \alpha \mathbf{e}_\eta) - \sin \varphi \mathbf{e}_\varphi & \mathbf{e}_\eta &= \mathbf{e}_c = \cos \alpha \mathbf{e}_z + \sin \alpha (\cos \varphi \mathbf{e}_x + \sin \varphi \mathbf{e}_y) \\ \mathbf{e}_y &= \sin \varphi (\cos \alpha \mathbf{e}_\psi + \sin \alpha \mathbf{e}_\eta) + \cos \varphi \mathbf{e}_\varphi & -\mathbf{e}_\psi &= \mathbf{e}_v = \sin \alpha \mathbf{e}_z - \cos \alpha (\cos \varphi \mathbf{e}_x + \sin \varphi \mathbf{e}_y) \\ \mathbf{e}_z &= -\sin \alpha \mathbf{e}_\psi + \cos \alpha \mathbf{e}_\eta & \mathbf{e}_\varphi &= -\sin \varphi \mathbf{e}_x + \cos \varphi \mathbf{e}_y \end{aligned}$$

$$\begin{aligned} \text{kde} \quad \sin \alpha &= \frac{\ell}{\sigma} \cosh \eta \sin \psi = \frac{c \sqrt{1 - v^2}}{\sqrt{c^2 - \ell^2 v^2}} = \frac{\rho}{\sigma} \sqrt{\frac{\sigma^2 + r^2 + \ell^2}{\sigma^2 + r^2 - \ell^2}} \\ \cos \alpha &= \frac{\ell}{\sigma} \sinh \eta \cos \psi = \frac{v \sqrt{c^2 - \ell^2}}{\sqrt{c^2 - \ell^2 v^2}} = \frac{z}{\sigma} \sqrt{\frac{\sigma^2 + r^2 - \ell^2}{\sigma^2 + r^2 + \ell^2}} \end{aligned}$$



Derivace bázových vektorů a forem:

$$\begin{aligned}
 \nabla \mathbf{e}_\eta &= \frac{1}{\sigma} \coth \eta \mathbf{e}^\varphi \mathbf{e}_\varphi - \frac{\ell^2}{\sigma^3} \sin \psi \cos \psi \mathbf{e}^\eta \mathbf{e}_\psi + \frac{\ell^2}{\sigma^3} \sinh \eta \cosh \eta \mathbf{e}^\psi \mathbf{e}_\psi \\
 \nabla \mathbf{e}_\psi &= \frac{1}{\sigma} \cot \psi \mathbf{e}^\varphi \mathbf{e}_\varphi - \frac{\ell^2}{\sigma^3} \sinh \eta \cosh \eta \mathbf{e}^\psi \mathbf{e}_\eta + \frac{\ell^2}{\sigma^3} \sin \psi \cos \psi \mathbf{e}^\eta \mathbf{e}_\eta \\
 \nabla \mathbf{e}_\varphi &= -\frac{1}{\sigma} \coth \eta \mathbf{e}^\varphi \mathbf{e}_\eta - \frac{1}{\sigma} \cot \psi \mathbf{e}^\varphi \mathbf{e}_\psi \\
 \nabla \cdot \mathbf{e}_\eta &= \frac{\ell^2}{\sigma^3} \coth \eta (2 \sinh^2 \eta + \sin^2 \psi) &= \nabla \cdot \mathbf{e}_c &= \frac{c(2c^2 - \ell^2 v^2 - \ell^2)}{\sigma^3 \sqrt{c^2 - \ell^2}} \\
 \nabla \cdot \mathbf{e}_\psi &= \frac{\ell^2}{\sigma^3} \cot \psi (\sinh^2 \eta + 2 \sin^2 \psi) &= -\nabla \cdot \mathbf{e}_v &= \frac{v(c^2 - 2\ell^2 v^2 + \ell^2)}{\sigma^3 \sqrt{1 - v^2}} \\
 \nabla \cdot \mathbf{e}_\varphi &= 0 &= \nabla \cdot \mathbf{e}_\varphi &= 0 \\
 \nabla \times \mathbf{e}_\eta &= -\frac{\ell^2}{\sigma^3} \sin \psi \cos \psi \mathbf{e}_\varphi &= \nabla \times \mathbf{e}_c &= -\frac{\ell^2 v \sqrt{1 - v^2}}{\sigma^3} \mathbf{e}_\varphi \\
 \nabla \times \mathbf{e}_\psi &= \frac{\ell^2}{\sigma^3} \sinh \eta \cosh \eta \mathbf{e}_\varphi &= -\nabla \times \mathbf{e}_v &= \frac{c \sqrt{c^2 - \ell^2}}{\sigma^3} \mathbf{e}_\varphi \\
 \nabla \times \mathbf{e}_\varphi &= \frac{1}{\sigma} \cot \psi \mathbf{e}_\eta - \frac{1}{\sigma} \coth \eta \mathbf{e}_\psi &= \nabla \times \mathbf{e}_\varphi &= \frac{1}{\sigma} \left(\frac{v}{\sqrt{1 - v^2}} \mathbf{e}_c + \frac{c}{\sqrt{c^2 - \ell^2}} \mathbf{e}_v \right)
 \end{aligned}$$

Operátory v eliptických souřadnicích:

gradient skaláru: $\mathbf{a} = \mathbf{d}f = \nabla f$

$$a_\eta = a_c = \frac{1}{\sigma} f_{,\eta} = \frac{\sqrt{c^2 - \ell^2}}{\sigma} f_{,c} \quad a_\psi = -a_v = \frac{1}{\sigma} f_{,\psi} = -\frac{\sqrt{1 - v^2}}{\sigma} f_{,v} \quad a_\varphi = \frac{1}{\rho} f_{,\varphi} = \frac{1}{\sqrt{c^2 - \ell^2} \sqrt{1 - v^2}} f_{,\varphi}$$

divergence: $f = \nabla \cdot \mathbf{a}$

$$\begin{aligned}
 f &= \frac{1}{\sigma} a_{,\eta}^\eta + \frac{1}{\sigma} a_{,\psi}^\psi + \frac{1}{\rho} a_{,\varphi}^\varphi + \frac{\ell^2}{\sigma^3} \coth \eta (2 \sinh^2 \eta + \sin^2 \psi) a^\eta + \frac{\ell^2}{\sigma^3} \cot \psi (\sinh^2 \eta + 2 \sin^2 \psi) a^\psi \\
 &= \frac{\sqrt{c^2 - \ell^2}}{\sigma} a_{,c}^c + \frac{\sqrt{1 - v^2}}{\sigma} a_{,v}^v + \frac{1}{\sqrt{c^2 - \ell^2} \sqrt{1 - v^2}} a_{,\varphi}^\varphi + \frac{c(2c^2 - \ell^2 v^2 - \ell^2)}{\sigma^3 \sqrt{c^2 - \ell^2}} a^c + \frac{v(c^2 - 2\ell^2 v^2 + \ell^2)}{\sigma^3 \sqrt{1 - v^2}} a^v
 \end{aligned}$$

rotace: $\mathbf{b} = \nabla \times \mathbf{a}$

$$\begin{aligned}
 b_\eta &= \frac{1}{\sigma} a_{\varphi,\psi} - \frac{1}{\rho} a_{\psi,\varphi} + \frac{\cot \psi}{\sigma} a_\varphi = b_c = \frac{1}{\sqrt{c^2 - \ell^2} \sqrt{1 - v^2}} a_{v,\varphi} - \frac{\sqrt{1 - v^2}}{\sigma} a_{\varphi,v} + \frac{v}{\sigma \sqrt{1 - v^2}} a_\varphi \\
 b_\psi &= \frac{1}{\rho} a_{\eta,\varphi} - \frac{1}{\sigma} a_{\varphi,\eta} - \frac{\coth \eta}{\sigma} a_\varphi = -b_v = \frac{1}{\sqrt{c^2 - \ell^2} \sqrt{1 - v^2}} a_{c,\varphi} - \frac{\sqrt{c^2 - \ell^2}}{\sigma} a_{\varphi,c} - \frac{c}{\sigma \sqrt{c^2 - \ell^2}} a_\varphi \\
 b_\varphi &= \frac{1}{\sigma} (a_{\psi,\eta} - a_{\eta,\psi}) + \frac{\ell^2}{\sigma^3} (\cosh \eta \sinh \eta a_\psi - \cos \psi \sin \psi a_\eta) \\
 &= b_\varphi = \frac{\sqrt{1 - v^2}}{\sigma} a_{c,v} - \frac{\sqrt{c^2 - \ell^2}}{\sigma} a_{v,c} - \frac{c \sqrt{c^2 - \ell^2}}{\sigma^3} a_v - \frac{\ell^2 v \sqrt{1 - v^2}}{\sigma^3} a_c
 \end{aligned}$$

laplace:

$$\begin{aligned}
 \nabla^2 f &= \frac{1}{\sigma^2} f_{,\eta\eta} + \frac{1}{\sigma^2} f_{,\psi\psi} + \frac{1}{\rho^2} f_{,\varphi\varphi} + \frac{1}{\sigma^2} (\coth \eta f_{,\eta} + \cot \psi f_{,\psi}) \\
 &= \frac{c^2 - \ell^2}{\sigma^2} f_{,cc} + \frac{1 - v^2}{\sigma^2} f_{,vv} + \frac{1}{(c^2 - \ell^2)(1 - v^2)} f_{,\varphi\varphi} + \frac{2}{\sigma^2} (c f_{,c} - v f_{,v})
 \end{aligned}$$

Oblé elipsoidální souřadnice

Hodnoty souřadnic:

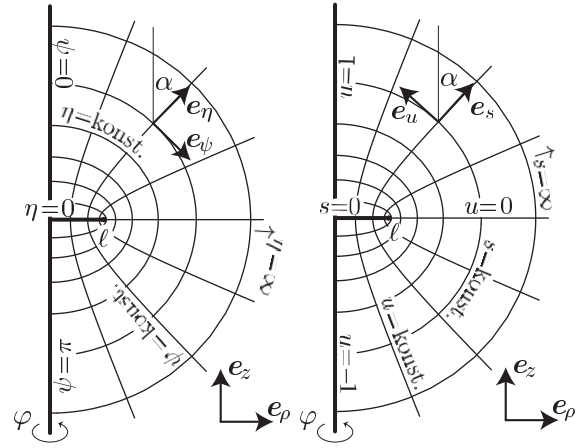
$$\eta \in \mathbb{R}^+ \quad \psi \in (0, \pi) \quad s \in \mathbb{R}^+ \quad u \in (-1, 1)$$

Vztah ke kartézským souřadnicím:

$$x = \ell \cosh \eta \sin \psi \cos \varphi = \sqrt{s^2 + \ell^2} \sqrt{1 - u^2} \cos \varphi$$

$$y = \ell \cosh \eta \sin \psi \sin \varphi = \sqrt{s^2 + \ell^2} \sqrt{1 - u^2} \sin \varphi$$

$$z = \ell \sinh \eta \cos \psi = s u$$



$$\cosh \eta = \frac{\sqrt{s^2 + \ell^2}}{\ell} = \frac{\sqrt{r^2 + \sigma^2 + \ell^2}}{\sqrt{2} \ell} = \frac{\sqrt{z^2 + (\rho + \ell)^2} + \sqrt{z^2 + (\rho - \ell)^2}}{2 \ell}$$

$$\sinh \eta = \frac{s}{\ell} = \frac{\sqrt{r^2 + \sigma^2 - \ell^2}}{\sqrt{2} \ell}$$

$$\sin \psi = \sqrt{1 - u^2} = \frac{\sqrt{r^2 - \sigma^2 + \ell^2}}{\sqrt{2} \ell} = \frac{\sqrt{z^2 + (\rho + \ell)^2} - \sqrt{z^2 + (\rho - \ell)^2}}{2 \ell}$$

$$\cos \psi = u = \frac{\sqrt{2} z}{\sqrt{\sigma^2 + r^2 - \ell^2}}$$

$$\tan \varphi = \frac{y}{x} \quad x = \rho \cos \varphi \quad y = \rho \sin \varphi$$

pomocné funkce:

$$\rho^2 = x^2 + y^2 = \ell^2 \cosh^2 \eta \sin^2 \psi = (s^2 + \ell^2) (1 - u^2)$$

$$r^2 = \rho^2 + z^2 = \ell^2 (\cosh^2 \eta - \cos^2 \psi) = \ell^2 (\sinh^2 \eta + \sin^2 \psi) = s^2 - \ell^2 u^2 + \ell^2$$

$$\begin{aligned} \sigma^2 &= \sqrt{z^2 + (\rho + \ell)^2} \sqrt{z^2 + (\rho - \ell)^2} = \sqrt{(r^2 - \ell^2)^2 + 4\ell^2 z^2} = \sqrt{(r^2 + \ell^2)^2 - 4\ell^2 \rho^2} \\ &= \ell^2 (\cosh^2 \eta - \sin^2 \psi) = \ell^2 (\sinh^2 \eta + \cos^2 \psi) = s^2 + \ell^2 u^2 \end{aligned}$$

Metrika a objemový element:

$$\begin{aligned} \mathbf{q} &= \sigma^2 d\eta d\eta + \sigma^2 d\psi d\psi + \rho^2 d\varphi d\varphi \\ &= \frac{s^2 + \ell^2 u^2}{s + \ell^2} ds ds + \frac{s^2 + \ell^2 u^2}{1 - u^2} du du + (s^2 + \ell^2) (1 - u^2) d\varphi d\varphi \end{aligned}$$

$$dV = \rho \sigma^2 d\eta d\psi d\varphi = (s^2 + \ell^2 u^2) ds du d\varphi$$

Laméovy koeficienty:

$$\begin{aligned} h_\eta &= \sigma & h_\psi &= \sigma & h_\varphi &= \rho \\ h_s^2 &= \frac{s^2 + \ell^2 u^2}{s^2 + \ell^2} & h_u^2 &= \frac{s^2 + \ell^2 u^2}{1 - u^2} & h_\varphi^2 &= (s^2 + \ell^2) (1 - u^2) \end{aligned}$$

Vztah eliptických a kartézských bází vektorů:

$$\begin{aligned} \mathbf{e}_x &= \cos \varphi (\cos \alpha \mathbf{e}_\psi + \sin \alpha \mathbf{e}_\eta) - \sin \varphi \mathbf{e}_\varphi & \mathbf{e}_\eta &= \mathbf{e}_s = \cos \alpha \mathbf{e}_z + \sin \alpha (\cos \varphi \mathbf{e}_x + \sin \varphi \mathbf{e}_y) \\ \mathbf{e}_y &= \sin \varphi (\cos \alpha \mathbf{e}_\psi + \sin \alpha \mathbf{e}_\eta) + \cos \varphi \mathbf{e}_\varphi & -\mathbf{e}_\psi &= \mathbf{e}_u = \sin \alpha \mathbf{e}_z - \cos \alpha (\cos \varphi \mathbf{e}_x + \sin \varphi \mathbf{e}_y) \\ \mathbf{e}_z &= -\sin \alpha \mathbf{e}_\psi + \cos \alpha \mathbf{e}_\eta & \mathbf{e}_\varphi &= -\sin \varphi \mathbf{e}_x + \cos \varphi \mathbf{e}_y \end{aligned}$$

$$\text{kde} \quad \sin \alpha = \frac{\ell}{\sigma} \sinh \eta \sin \psi = \frac{s \sqrt{1 - u^2}}{\sqrt{s^2 + \ell^2 u^2}} = \frac{\rho}{\sigma} \sqrt{\frac{\sigma^2 + r^2 - \ell^2}{\sigma^2 + r^2 + \ell^2}}$$

$$\cos \alpha = \frac{\ell}{\sigma} \cosh \eta \cos \psi = \frac{u \sqrt{s^2 + \ell^2}}{\sqrt{s^2 + \ell^2 u^2}} = \frac{z}{\sigma} \sqrt{\frac{\sigma^2 + r^2 + \ell^2}{\sigma^2 + r^2 - \ell^2}}$$

Derivace bázových vektorů a forem:

$$\begin{aligned}
 \nabla \mathbf{e}_\eta &= \frac{1}{\sigma} \tanh \eta \mathbf{e}^\varphi \mathbf{e}_\varphi + \frac{\ell^2}{\sigma^3} \sin \psi \cos \psi \mathbf{e}^\eta \mathbf{e}_\psi + \frac{\ell^2}{\sigma^3} \sinh \eta \cosh \eta \mathbf{e}^\psi \mathbf{e}_\psi \\
 \nabla \mathbf{e}_\psi &= \frac{1}{\sigma} \cot \psi \mathbf{e}^\varphi \mathbf{e}_\varphi - \frac{\ell^2}{\sigma^3} \sinh \eta \cosh \eta \mathbf{e}^\psi \mathbf{e}_\eta - \frac{\ell^2}{\sigma^3} \sin \psi \cos \psi \mathbf{e}^\eta \mathbf{e}_\eta \\
 \nabla \mathbf{e}_\varphi &= -\frac{1}{\sigma} \tanh \eta \mathbf{e}^\varphi \mathbf{e}_\eta - \frac{1}{\sigma} \cot \psi \mathbf{e}^\varphi \mathbf{e}_\psi \\
 \nabla \cdot \mathbf{e}_\eta &= \frac{\ell^2}{\sigma^3} \tanh \eta (2 \cosh^2 \eta - \sin^2 \psi) &= \nabla \cdot \mathbf{e}_s &= \frac{s(2s^2 + \ell^2 u^2 + \ell^2)}{\sigma^3 \sqrt{s^2 + \ell^2}} \\
 \nabla \cdot \mathbf{e}_\psi &= \frac{\ell^2}{\sigma^3} \cot \psi (\cosh^2 \eta - 2 \sin^2 \psi) &= -\nabla \cdot \mathbf{e}_u &= \frac{u(s^2 + 2\ell^2 u^2 - \ell^2)}{\sigma^3 \sqrt{1 - u^2}} \\
 \nabla \cdot \mathbf{e}_\varphi &= 0 &= \nabla \cdot \mathbf{e}_\varphi &= 0 \\
 \nabla \times \mathbf{e}_\eta &= \frac{\ell^2}{\sigma^3} \sin \psi \cos \psi \mathbf{e}_\varphi &= \nabla \times \mathbf{e}_s &= \frac{\ell^2 u \sqrt{1 - u^2}}{\sigma^3} \mathbf{e}_\varphi \\
 \nabla \times \mathbf{e}_\psi &= \frac{\ell^2}{\sigma^3} \sinh \eta \cosh \eta \mathbf{e}_\varphi &= -\nabla \times \mathbf{e}_u &= \frac{s \sqrt{s^2 + \ell^2}}{\sigma^3} \mathbf{e}_\varphi \\
 \nabla \times \mathbf{e}_\varphi &= \frac{1}{\sigma} \cot \psi \mathbf{e}_\eta - \frac{1}{\sigma} \tanh \eta \mathbf{e}_\psi &= \nabla \times \mathbf{e}_\varphi &= \frac{1}{\sigma} \left(\frac{u}{\sqrt{1 - u^2}} \mathbf{e}_s + \frac{s}{\sqrt{s^2 + \ell^2}} \mathbf{e}_u \right)
 \end{aligned}$$

Operátory v eliptických souřadnicích:

gradient skaláru: $\mathbf{a} = \mathbf{d}f = \nabla f$

$$a_\eta = a_s = \frac{1}{\sigma} f_{,\eta} = \frac{\sqrt{s^2 + \ell^2}}{\sigma} f_{,s} \quad a_\psi = -a_u = \frac{1}{\sigma} f_{,\psi} = -\frac{\sqrt{1 - u^2}}{\sigma} f_{,u} \quad a_\varphi = \frac{1}{\rho} f_{,\varphi} = \frac{1}{\sqrt{s^2 + \ell^2} \sqrt{1 - u^2}} f_{,\varphi}$$

divergence: $f = \nabla \cdot \mathbf{a}$

$$\begin{aligned}
 f &= \frac{1}{\sigma} a_{,\eta}^\eta + \frac{1}{\sigma} a_{,\psi}^\psi + \frac{1}{\rho} a_{,\varphi}^\varphi + \frac{\ell^2}{\sigma^3} \tanh \eta (2 \cosh^2 \eta - \sin^2 \psi) a^\eta + \frac{\ell^2}{\sigma^3} \cot \psi (\cosh^2 \eta - 2 \sin^2 \psi) a^\psi \\
 &= \frac{\sqrt{s^2 + \ell^2}}{\sigma} a_{,s}^s + \frac{\sqrt{1 - u^2}}{\sigma} a_{,u}^u + \frac{1}{\sqrt{s^2 + \ell^2} \sqrt{1 - u^2}} a_{,\varphi}^\varphi + \frac{s(2s^2 + \ell^2 u^2 + \ell^2)}{\sigma^3 \sqrt{s^2 + \ell^2}} a^s + \frac{u(s^2 + 2\ell^2 u^2 - \ell^2)}{\sigma^3 \sqrt{1 - u^2}} a^u
 \end{aligned}$$

rotace: $\mathbf{b} = \nabla \times \mathbf{a}$

$$\begin{aligned}
 b_\eta &= \frac{1}{\sigma} a_{\varphi,\psi} - \frac{1}{\rho} a_{\psi,\varphi} + \frac{\cot \psi}{\sigma} a_\varphi = b_s = \frac{1}{\sqrt{s^2 + \ell^2} \sqrt{1 - u^2}} a_{u,\varphi} - \frac{\sqrt{1 - u^2}}{\sigma} a_{\varphi,u} + \frac{u}{\sigma \sqrt{1 - u^2}} a_\varphi \\
 b_\psi &= \frac{1}{\rho} a_{\eta,\varphi} - \frac{1}{\sigma} a_{\varphi,\eta} - \frac{\tanh \eta}{\sigma} a_\varphi = -b_u = \frac{1}{\sqrt{s^2 + \ell^2} \sqrt{1 - u^2}} a_{s,\varphi} - \frac{\sqrt{s^2 + \ell^2}}{\sigma} a_{\varphi,s} - \frac{s}{\sigma \sqrt{s^2 + \ell^2}} a_\varphi \\
 b_\varphi &= \frac{1}{\sigma} (a_{\psi,\eta} - a_{\eta,\psi}) + \frac{\ell^2}{\sigma^3} (\cosh \eta \sinh \eta a_\psi + \cos \psi \sin \psi a_\eta) \\
 &= b_\varphi = \frac{\sqrt{1 - u^2}}{\sigma} a_{s,u} - \frac{\sqrt{s^2 + \ell^2}}{\sigma} a_{u,s} + \frac{\ell^2 u \sqrt{1 - u^2}}{\sigma^3} a_s - \frac{s \sqrt{s^2 + \ell^2}}{\sigma^3} a_u
 \end{aligned}$$

laplace:

$$\begin{aligned}
 \nabla^2 f &= \frac{1}{\sigma^2} f_{,\eta\eta} + \frac{1}{\sigma^2} f_{,\psi\psi} + \frac{1}{\rho^2} f_{,\varphi\varphi} + \frac{1}{\sigma^2} (\tanh \eta f_{,\eta} + \cot \psi f_{,\psi}) \\
 &= \frac{s^2 + \ell^2}{\sigma^2} f_{,ss} + \frac{1 - u^2}{\sigma^2} f_{,uu} + \frac{1}{(s^2 + \ell^2)(1 - u^2)} f_{,\varphi\varphi} + \frac{2}{\sigma^2} (s f_{,s} - u f_{,u})
 \end{aligned}$$