

Maximálne symetrické prostory

Rovina E²

translace a rotácie

$$\mathcal{X}_{x_0} : \mathbb{R} \rightarrow \mathcal{X}_{x_0} \mathbb{R}$$

$$x(\mathcal{X}_{x_0} \mathbb{R}) = x(\mathbb{R}) + x_0 \quad y(\mathcal{X}_{x_0} \mathbb{R}) = y(\mathbb{R})$$

$$\mathcal{Y}_{y_0} : \mathbb{R} \rightarrow \mathcal{Y}_{y_0} \mathbb{R}$$

$$x(\mathcal{Y}_{y_0} \mathbb{R}) = x(\mathbb{R}) \quad y(\mathcal{Y}_{y_0} \mathbb{R}) = y(\mathbb{R}) + y_0$$

$$\mathcal{R}_{\varphi_0} : \mathbb{R} \rightarrow \mathcal{R}_{\varphi_0} \mathbb{R}$$

$$x(\mathcal{R}_{\varphi_0} \mathbb{R}) = \cos \varphi_0 x(\mathbb{R}) - \sin \varphi_0 y(\mathbb{R})$$

$$y(\mathcal{R}_{\varphi_0} \mathbb{R}) = \sin \varphi_0 x(\mathbb{R}) + \cos \varphi_0 y(\mathbb{R})$$

generátory

$$\vec{X} = \frac{\partial}{\partial x}$$

$$\vec{Y} = \frac{\partial}{\partial y}$$

$$\vec{R} = -y \frac{\partial}{\partial x} + x \frac{\partial}{\partial y} = \frac{\partial}{\partial \varphi}$$

algebra generátorov

$$[\vec{X}, \vec{R}] = \vec{Y} \quad [\vec{Y}, \vec{R}] = -\vec{X} \quad [\vec{X}, \vec{Y}] = 0$$

$$\text{proof: } [\vec{X}, \vec{R}] = \left[\frac{\partial}{\partial x}, -y \frac{\partial}{\partial x} + x \frac{\partial}{\partial y} \right] = \frac{\partial}{\partial y} = \vec{Y}$$

Lieova algebra iso(E²)

$$\text{obecné pro lievu algebru: } [\xi_i, \xi_j] = -C_{ij}^k \xi_k$$

$$\Rightarrow C_{xy}^R = 0 \quad C_{xR}^Y = -1 \quad C_{yR}^X = 1 \quad \leftarrow \text{ netriviální složitky}$$

$$K_{RR} = -\frac{1}{2} C_{RX}^Y C_{RY}^X - \frac{1}{2} C_{RY}^X C_{RX}^Y = 1 \quad \text{ostatné} = 0$$

$$K_{RX} = \begin{pmatrix} 0 & 0 & 0 \\ 0 & 0 & 0 \\ 0 & 0 & 1 \end{pmatrix}$$

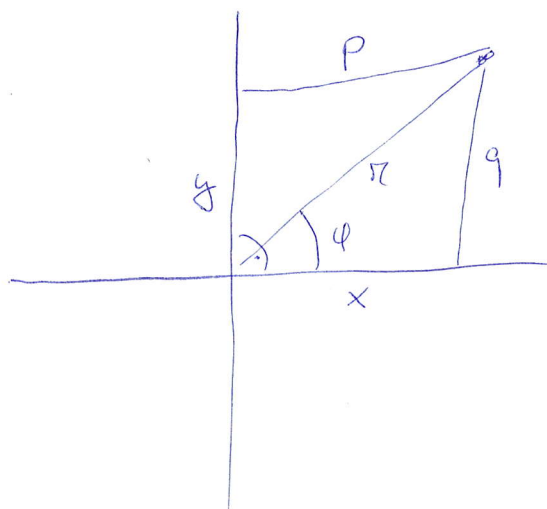
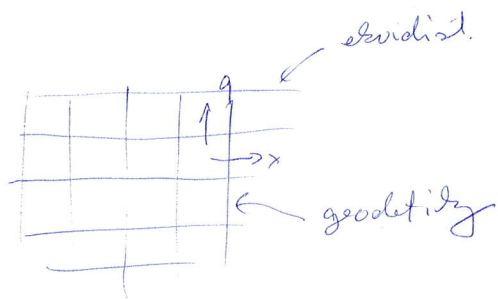
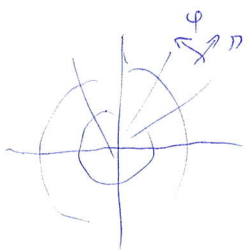
Lobachevského rovine

$$g = dr^2 + \text{sh}^2 r d\varphi^2$$

$$\text{ch} r = \text{ch} x \text{ch} q$$

$$\text{th} \varphi = \frac{\text{th} q}{\text{sh} x}$$

$$g = \text{ch}^2 q dx^2 + dq^2$$



$$\text{th} x = \text{th} r \cos \varphi$$

$$\text{th} y = \text{th} r \sin \varphi$$

$$\text{sh} p = \text{sh} r \cos \varphi$$

$$\text{sh} q = \text{sh} r \sin \varphi$$

$$\text{th}^2 r = \text{th}^2 x + \text{th}^2 y$$

$$\text{sh}^2 r = \text{sh}^2 p + \text{sh}^2 q$$

$$\text{th} p = \text{th} x \text{ch} y$$

$$\text{th} q = \text{th} y \text{ch} x$$

$$\text{sh} x = \frac{\text{sh} p}{\text{ch} q}$$


$$\text{sh} y = \frac{\text{sh} q}{\text{ch} p}$$

$$\frac{\text{ch} x}{\text{ch} y} = \frac{\text{ch} p}{\text{ch} q}$$

$$\frac{\text{sh} p}{\text{sh} q} = \frac{\text{th} x}{\text{th} y}$$

Isometrie Lobachevského roviny

$$g_L = dr^2 + \operatorname{sh}^2 r \, d\varphi^2$$



$$R = \frac{\partial}{\partial \varphi}$$

$$\mathcal{L}_R g_L = 0$$

R Killi-giovu vektor

$$X = \cos \varphi \frac{\partial}{\partial r} - \sin \varphi \frac{1}{\operatorname{th} r} \frac{\partial}{\partial \varphi}$$

$$\mathcal{L}_X g_L = \mathcal{L}_X (dr^2 + \operatorname{sh}^2 r \, d\varphi^2) =$$

$$= dr \vee \mathcal{L}_X dr + (\mathcal{L}_X \operatorname{sh}^2 r) d\varphi^2 + \operatorname{sh}^2 r \, d\varphi \vee \mathcal{L}_X d\varphi$$

$$= dr \vee d(X[r]) + 2 \operatorname{sh} r \operatorname{ch} r X[r] d\varphi^2 + \operatorname{sh}^2 r \, d\varphi \vee d(X[\varphi])$$

$$= dr \vee d(\cos \varphi) + \operatorname{sh} 2r \cos \varphi \, d\varphi^2 - \operatorname{sh}^2 r \, d\varphi \vee d\left(\sin \varphi \frac{1}{\operatorname{th} r}\right)$$

$$= -\sin \varphi \, dr \vee d\varphi + \operatorname{sh} 2r \cos \varphi \, d\varphi^2 + \sin \varphi \frac{\operatorname{sh}^2 r}{\operatorname{th}^2 r \operatorname{ch}^2 r} \, d\varphi \vee dr - 2 \operatorname{sh} r \operatorname{ch} r \cos \varphi \, d\varphi^2$$

$$= 0$$

X je Killi-giovu vektor

$$Y = \sin \varphi \frac{\partial}{\partial r} + \cos \varphi \frac{1}{\operatorname{th} r} \frac{\partial}{\partial \varphi}$$

$$\mathcal{L}_Y g_L = 0 \quad \text{obdobně } X$$

Y je Killi-giovu vektor

Lie algebra symmetric

$$R = \frac{\partial}{\partial \varphi} = \sin \varphi \frac{\partial}{\partial y} - \cos \varphi \frac{\partial}{\partial x}$$

$$X = \cos \varphi \frac{\partial}{\partial x} - \sin \varphi \frac{1}{\sin \varphi} \frac{\partial}{\partial \varphi} = \frac{\partial}{\partial x}$$

$$Y = \sin \varphi \frac{\partial}{\partial x} + \cos \varphi \frac{1}{\sin \varphi} \frac{\partial}{\partial \varphi} = \cos \varphi \frac{\partial}{\partial y} + \sin \varphi \frac{\partial}{\partial x}$$

$$[X, Y] = R$$

$$[X, R] = Y$$

$$[R, Y] = X$$

linear combination of Killing vectors

$$V = V^R R + V^X X + V^Y Y \quad V^R, V^X, V^Y \in \mathbb{R}$$

Lie algebra Killing vectors

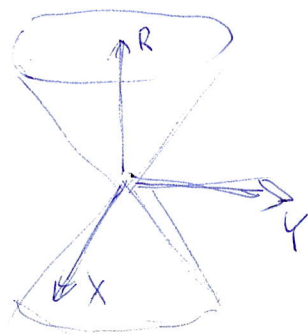
$$[C_{\alpha\beta}, C_{\gamma\delta}] = -C_{\mu\nu} \quad \{X=X, Y=Y, R=R\}$$

$$C_{XY}^R = -C_{RX}^Y = -1 \quad C_{XR}^Y = -C_{RY}^X = -1 \quad C_{RY}^X = -C_{YR}^X = -1$$


Killing metric

$$2K_{\alpha\beta} = -C_{\alpha\mu} C_{\beta\nu}^{\mu}$$

$$-K_{XX} = -K_{YY} = K_{RR} = 1 \quad \text{sign } K = (- - +)$$



LA alg. symmetric



$$X = \cos \varphi \frac{\partial}{\partial \pi} - \sin \varphi \frac{1}{\hbar r} \frac{\partial}{\partial \varphi}$$

$$Y = + \sin \varphi \frac{\partial}{\partial \pi} + \cos \varphi \frac{1}{\hbar r} \frac{\partial}{\partial \varphi}$$

$$R = \frac{\partial}{\partial \varphi}$$

$$\varphi = \frac{\pi}{2} \quad \pi = \pi_0$$

$$- \frac{1}{\hbar r_0} \frac{\partial}{\partial \varphi}$$

$$[X, Y] = \left[\cos \varphi \frac{\partial}{\partial \pi} - \sin \varphi \frac{1}{\hbar r} \frac{\partial}{\partial \varphi}, \sin \varphi \frac{\partial}{\partial \pi} + \cos \varphi \frac{1}{\hbar r} \frac{\partial}{\partial \varphi} \right]$$

$$= \left[\cos \varphi \frac{\partial}{\partial \pi}, \cos \varphi \frac{1}{\hbar r} \frac{\partial}{\partial \varphi} \right]$$

$$+ \left[-\sin \varphi \frac{1}{\hbar r} \frac{\partial}{\partial \varphi}, \sin \varphi \frac{\partial}{\partial \pi} \right]$$

$$\frac{1}{\hbar^2 r} \left[-\sin \varphi \frac{\partial}{\partial \varphi}, \cos \varphi \frac{\partial}{\partial \varphi} \right]$$

$$= \cos^2 \varphi \frac{\partial \hbar^{-1}}{\partial \pi} \frac{\partial}{\partial \varphi} + \sin^2 \varphi \frac{\partial \hbar^{-1}}{\partial \pi} \frac{\partial}{\partial \varphi}$$

$$+ \frac{1}{\hbar^2 r} \sin^2 \varphi \frac{\partial}{\partial \varphi} - \frac{\cos \varphi}{\hbar^2 r} \left[\sin \varphi \frac{\partial}{\partial \varphi}, \frac{\partial}{\partial \varphi} \right]$$

$$= -\frac{1}{\hbar^2 r} \frac{1}{\hbar^2 r} \frac{\partial}{\partial \varphi} + \frac{1}{\hbar^2 r} \frac{\partial}{\partial \varphi}$$

$$= \frac{1}{\hbar^2 r} \left(\frac{\hbar^2 / r}{\hbar^2 r} \frac{\partial}{\partial \varphi} \right) = R$$

$$C_{XY}^R = 1$$

$$C_{XR}^Y = 1$$

$$C_{RY}^X = 1$$

$$[X, Y] = R$$

$$[X, R] = \left[\cos \varphi \frac{\partial}{\partial \pi} - \sin \varphi \frac{1}{\hbar r} \frac{\partial}{\partial \varphi}, \frac{\partial}{\partial \varphi} \right]$$

$$= \sin \varphi \frac{\partial}{\partial \pi} + \cos \varphi \frac{1}{\hbar r} \frac{\partial}{\partial \varphi} = Y$$

$$[Y, R] = \left[\sin \varphi \frac{\partial}{\partial \pi} + \cos \varphi \frac{1}{\hbar r} \frac{\partial}{\partial \varphi}, \frac{\partial}{\partial \varphi} \right]$$

$$= - \left[\cos \varphi \frac{\partial}{\partial \pi} - \sin \varphi \frac{1}{\hbar r} \frac{\partial}{\partial \varphi} \right] = -X$$

proof 2

ISOL²-3

$$K_{XB} = -\frac{1}{2} C_{XV}^R C_{BY}^X$$

$$K_{XX} = -\frac{1}{2} (C_{XV}^R C_{XR}^Y = -1$$

$$K_{YY} = -\frac{1}{2} (C_{YX}^R C_{YR}^X = -1$$

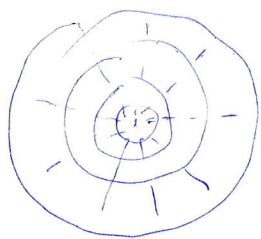
$$K_{RR} = -\frac{1}{2} (C_{RX}^Y C_{RY}^X = 1$$

$$K_{XY} = K_{XR} = K_{YR} = 0$$

$$\text{sign } K = --+$$

Orbita isometrii = cykly

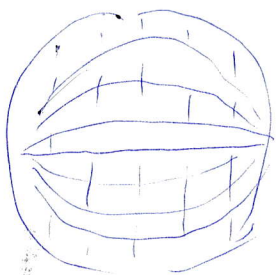
R



sfera sroze bod

cyklus = konice

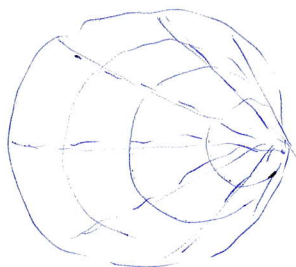
X, Y



sfera sroze \bar{x}

cyklus = equidistanta
= exocycly

R ± X



sfera sroze \bar{x}

cyklus = horocycly

Akce izometrií na generátorech (KV)

zobrazí relace

$$[X, Y] = R \quad [X, R] = Y \quad [R, Y] = X$$

rotace generovaná R

$$\begin{aligned} [R, X] &= -Y \\ [R, Y] &= X \end{aligned} \Rightarrow C_R = \begin{bmatrix} 0 & -1 \\ 1 & 0 \end{bmatrix} \quad C_R^2 = - \begin{bmatrix} 1 & 0 \\ 0 & 1 \end{bmatrix}$$

$$\exp(\Delta\varphi C_R) = \cos \Delta\varphi \begin{bmatrix} 1 & 0 \\ 0 & 1 \end{bmatrix} + \sin \Delta\varphi \begin{bmatrix} 0 & -1 \\ 1 & 0 \end{bmatrix}$$

$$\begin{bmatrix} V^X \\ V^Y \end{bmatrix} = \exp(\Delta\varphi C_R) \begin{bmatrix} V_0^X \\ V_0^Y \end{bmatrix}$$

$$\begin{aligned} \Downarrow \\ X_{\Delta\varphi} &= R_{\Delta\varphi} X = \cos \Delta\varphi X + \sin \Delta\varphi Y && \Leftarrow V_0^X = 1 \quad V_0^Y = 0 \\ Y_{\Delta\varphi} &= R_{\Delta\varphi} Y = -\sin \Delta\varphi X + \cos \Delta\varphi Y && \Leftarrow V_0^X = 0 \quad V_0^Y = 1 \end{aligned}$$

boost generovaný X

$$\begin{aligned} [X, R] &= Y \\ [X, Y] &= R \end{aligned} \quad C_X = - \begin{bmatrix} 0 & 1 \\ 1 & 0 \end{bmatrix} \quad C_X^2 = \begin{bmatrix} 1 & 0 \\ 0 & 1 \end{bmatrix}$$

$$\exp(\Delta x C_X) = \cosh \Delta x \begin{bmatrix} 1 & 0 \\ 0 & 1 \end{bmatrix} - \sinh \Delta x \begin{bmatrix} 0 & 1 \\ 1 & 0 \end{bmatrix}$$

$$\Downarrow \begin{bmatrix} V^R \\ V^Y \end{bmatrix} = \exp(\Delta x C_X) \begin{bmatrix} V_0^R \\ V_0^Y \end{bmatrix}$$

$$\begin{aligned} R_{\Delta x} &= X_{\Delta x} R = \cosh \Delta x R - \sinh \Delta x Y && \Leftarrow V_0^R = 1 \quad V_0^Y = 0 \\ Y_{\Delta x} &= X_{\Delta x} Y = -\sinh \Delta x R + \cosh \Delta x Y && \Leftarrow V_0^R = 0 \quad V_0^Y = 1 \end{aligned}$$

boost generovaný Y

$$\begin{aligned} [Y, R] &= -X \\ [Y, X] &= -R \end{aligned} \quad C_Y = \begin{bmatrix} 0 & 1 \\ 1 & 0 \end{bmatrix} \quad C_Y^2 = \begin{bmatrix} 1 & 0 \\ 0 & 1 \end{bmatrix}$$

$$\exp(\Delta y C_Y) = \cosh \Delta y \begin{bmatrix} 1 & 0 \\ 0 & 1 \end{bmatrix} + \sinh \Delta y \begin{bmatrix} 0 & 1 \\ 1 & 0 \end{bmatrix}$$

$$\begin{aligned} \Downarrow \\ R_{\Delta y} &= Y_{\Delta y} R = \cosh \Delta y R + \sinh \Delta y X && \Leftarrow V_0^R = 1 \quad V_0^X = 0 \\ X_{\Delta y} &= Y_{\Delta y} X = \sinh \Delta y R + \cosh \Delta y X && \Leftarrow V_0^R = 0 \quad V_0^X = 1 \end{aligned}$$

Grupa isometrií L^2

algebra generátorů isometrií na L^2

$$[X, Y] = R \quad [R, X] = -Y \quad [R, Y] = X$$

LA grupy isometrií = iso(L²)

$$C_{XY}^R = 1 \quad C_{RX}^Y = -1 \quad C_{RY}^X = 1$$

$$-k_{XX} = -k_{YY} = k_{RR} = 1$$

akce na generátorech (d.j. na LA)

$$X_{\Delta\varphi} = R_{\Delta\varphi} X = \cos \Delta\varphi X + \sin \Delta\varphi Y$$

$$Y_{\Delta\varphi} = R_{\Delta\varphi} Y = -\sin \Delta\varphi X + \cos \Delta\varphi Y$$

rotace v X-Y rovině
vzhledem k metrice k

$$R_{\Delta x} = X_{\Delta x} R = \cosh \Delta x R - \sinh \Delta x Y$$

$$Y_{\Delta x} = X_{\Delta x} Y = -\sinh \Delta x R + \cosh \Delta x Y$$

boost v R-Y rovině
vzhledem k metrice k

$$R_{\Delta y} = Y_{\Delta y} R = \cosh \Delta y R + \sinh \Delta y X$$

$$X_{\Delta y} = Y_{\Delta y} X = \sinh \Delta y R + \cosh \Delta y X$$

boost v R-X rovině
vzhledem k metrice k

struktura grupy isometrií

isometrie L^2

$$R_{\Delta\varphi}, X_{\Delta x}, Y_{\Delta y}$$

\Leftrightarrow isometrie Minkowského p. D=3

(postor generátorů s metrikou k)

$$\Downarrow \text{Iso}(L^2) = \text{SO}(1,2)$$

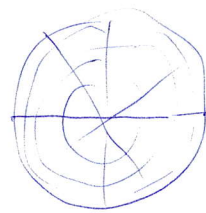
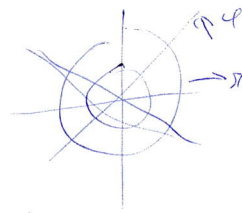
$$\text{iso}(L^2) = \text{so}(1,2)$$

Přizpůsobené souřadnice

rotace R - polární souřadnice r, φ



$$g = dr^2 + r^2 d\varphi^2$$

$$R = \frac{\partial}{\partial \varphi} \quad r, \varphi$$



translation X - Lobac. souřadnice

$$g = dq^2 + \operatorname{ch}^2 q dx^2$$

 q, x 

$$\operatorname{th} x = \operatorname{th} r \cos \varphi$$

$$\operatorname{ch} r = \operatorname{ch} q \operatorname{ch} x$$

(Phytl.v.)

$$\operatorname{sh} q = \operatorname{sh} r \sin \varphi$$

$$\tan \varphi = \frac{\operatorname{th} q}{\operatorname{sh} x}$$

$$\operatorname{sh} r dr = \operatorname{sh} q \operatorname{ch} x dq + \operatorname{ch} q \operatorname{sh} x dx$$

$$\operatorname{sh}^2 r d\varphi = \operatorname{sh} x dq - \operatorname{sh} q \operatorname{ch} q \operatorname{ch} x dx$$

$$\text{kde } \operatorname{sh}^2 r = \operatorname{sh}^2 q + \operatorname{ch}^2 q \operatorname{sh}^2 x = \operatorname{sh}^2 q \operatorname{ch}^2 x + \operatorname{sh}^2 x = \operatorname{ch}^2 q \operatorname{ch}^2 x - 1$$

$$\frac{1}{\operatorname{ch} x} \frac{\partial}{\partial q} = \sin \varphi \frac{\partial}{\partial r} + \cos \varphi \frac{1}{\operatorname{sh} r \operatorname{ch} r} \frac{\partial}{\partial \varphi}$$

$$\frac{\partial}{\partial x} = \cos \varphi \frac{\partial}{\partial r} - \sin \varphi \frac{1}{\operatorname{th} r} \frac{\partial}{\partial \varphi} = X$$

$$\operatorname{th} r \frac{\partial}{\partial r} = \operatorname{th} q \frac{\partial}{\partial q} + \frac{\operatorname{th} x}{\operatorname{ch}^2 q} \frac{\partial}{\partial x}$$

$$\frac{\partial}{\partial \varphi} = \operatorname{sh} x \frac{\partial}{\partial q} - \operatorname{th} q \operatorname{ch} x \frac{\partial}{\partial x} = R$$

$$R = \operatorname{sh} x \frac{\partial}{\partial q} - \operatorname{ch} x \operatorname{th} q \frac{\partial}{\partial x}$$

$$X = \frac{\partial}{\partial x}$$

$$Y = \operatorname{ch} x \frac{\partial}{\partial q} - \operatorname{sh} x \operatorname{th} q \frac{\partial}{\partial x}$$

Isometrie

Rotace

$$R_{\Delta\varphi} : x \rightarrow x_{\Delta\varphi} = R_{\Delta\varphi} x$$

$$r_{\Delta\varphi} = r$$

$$\varphi_{\Delta\varphi} = \varphi + \Delta\varphi$$

$$\text{tedy } r_{\Delta\varphi} = r(x_{\Delta\varphi}) \text{ atd.}$$

$$r = r(x)$$

$$\frac{D x_{\Delta\varphi}}{d \Delta\varphi} = \frac{d r_{\Delta\varphi}}{d \Delta\varphi} \frac{\partial}{\partial r} + \frac{d \varphi_{\Delta\varphi}}{d \Delta\varphi} \frac{\partial}{\partial \varphi} = \frac{\partial}{\partial \varphi} = R$$

$$D R_{\Delta\varphi} |_x = \frac{\partial X_{\Delta\varphi}^a}{\partial x^b} |_x dx^b |_x \frac{\partial}{\partial X^a} |_{x_{\Delta\varphi}} = dx |_x \frac{\partial}{\partial r} |_{x_{\Delta\varphi}} + d\varphi |_x \frac{\partial}{\partial \varphi} |_{x_{\Delta\varphi}}$$

rotace KV X

$$\begin{aligned} X_{\Delta\varphi} |_{x_{\Delta\varphi}} &= R_{\Delta\varphi} * (X |_x) = X |_x \cdot D R_{\Delta\varphi} |_x = \\ &= \cos \varphi \frac{\partial}{\partial r} |_{x_{\Delta\varphi}} - \sin \varphi \frac{1}{r} \frac{\partial}{\partial \varphi} |_{x_{\Delta\varphi}} \end{aligned}$$

podobne!

$$\frac{\partial}{\partial r} = \cos \varphi X + \sin \varphi Y$$

$$\frac{1}{r} \frac{\partial}{\partial \varphi} = -\sin \varphi X + \cos \varphi Y$$

\Rightarrow

$$\begin{aligned} X_{\Delta\varphi} |_{x_{\Delta\varphi}} &= \cos \varphi \cos(\varphi + \Delta\varphi) X |_{x_{\Delta\varphi}} + \cos \varphi \sin(\varphi + \Delta\varphi) Y |_{x_{\Delta\varphi}} \\ &\quad + \sin \varphi \sin(\varphi + \Delta\varphi) X |_{x_{\Delta\varphi}} - \sin \varphi \cos(\varphi + \Delta\varphi) Y |_{x_{\Delta\varphi}} \\ &= \cos \Delta\varphi X |_{x_{\Delta\varphi}} + \sin \Delta\varphi Y |_{x_{\Delta\varphi}} \end{aligned}$$

$$X_{\Delta\varphi} = \cos \Delta\varphi X + \sin \Delta\varphi Y$$

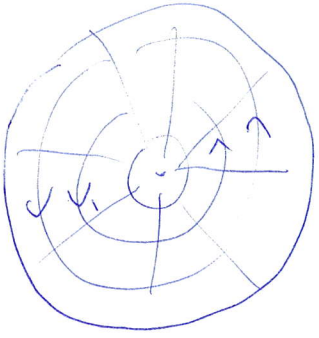
podobne

$$Y_{\Delta\varphi} = -\sin \Delta\varphi X + \cos \Delta\varphi Y$$

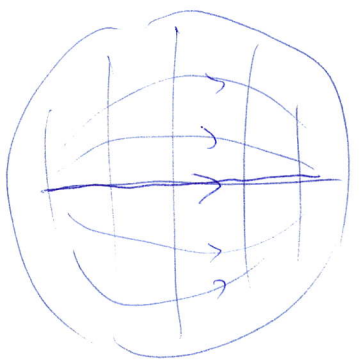
rotace KU R

$$\begin{aligned} R_{\Delta\varphi} |_{x_{\Delta\varphi}} &= R_{\Delta\varphi} * R |_x = \\ &= \frac{\partial}{\partial \varphi} |_{x_{\Delta\varphi}} = R |_{x_{\Delta\varphi}} \end{aligned}$$


$$R_{\Delta\varphi} = R$$



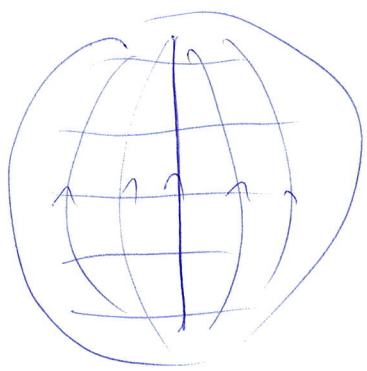
R



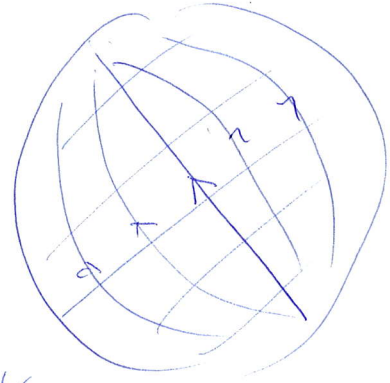
X



X_{sp}



Y



Y_{sp}

Isometrie

Translation in direction X

$$\mathcal{X}_{\Delta x} : x \rightarrow x_{\Delta x} = \mathcal{X}_{\Delta x} x$$

$$q_{\Delta x} = q \quad \text{wobei } q_{\Delta x} = q(x_{\Delta x}) \text{ und } q = q(x)$$

$$x_{\Delta x} = x + \Delta x$$

$$\frac{Dx_{\Delta x}}{dx_{\Delta x}} = \frac{dq_{\Delta x}}{dx_{\Delta x}} \frac{\partial}{\partial q} + \frac{\partial x_{\Delta x}}{\partial \Delta x} \frac{\partial}{\partial x} = \frac{\partial}{\partial x} = X$$

$$D\mathcal{X}_{\Delta x}|_x = \dots = dq_x \frac{\partial}{\partial q}|_{x_{\Delta x}} + dx|_x \frac{\partial}{\partial x}|_{x_{\Delta x}}$$

translation KV R

$$R_{\Delta x}|_{x_{\Delta x}} = \mathcal{X}_{\Delta x}^*(R|_x) = R|_x \cdot D\mathcal{X}_{\Delta x}|_x =$$

$$= \text{sh } x \frac{\partial}{\partial q}|_{x_{\Delta x}} - \text{ch } x \text{th } q \frac{\partial}{\partial x}|_{x_{\Delta x}}$$

part:

$$-\text{th } q \frac{\partial}{\partial x} = \text{ch } x R - \text{sh } x Y$$

$$\frac{\partial}{\partial q} = -\text{sh } x R + \text{ch } x Y$$

$$R_{\Delta x}|_{x_{\Delta x}} = -\text{sh } x \text{sh}(x+\Delta x) R + \text{sh } x \text{ch}(x+\Delta x) Y$$

$$+ \text{ch } x \text{ch}(x+\Delta x) R - \text{ch } x \text{sh}(x+\Delta x) Y$$

$$= \text{ch } \Delta x R|_{x_{\Delta x}} - \text{sh } \Delta x Y|_{x_{\Delta x}}$$

$$R_{\Delta x} = \text{ch } \Delta x R - \text{sh } \Delta x Y$$

obdobne translation KV Y

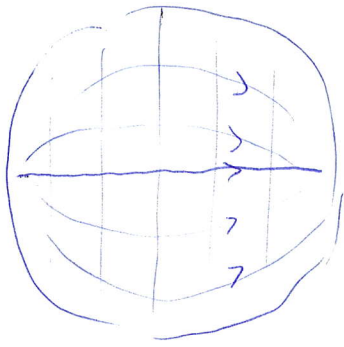
$$Y_{\Delta x} = -\text{sh } \Delta x R + \text{ch } \Delta x Y$$

translation KV X

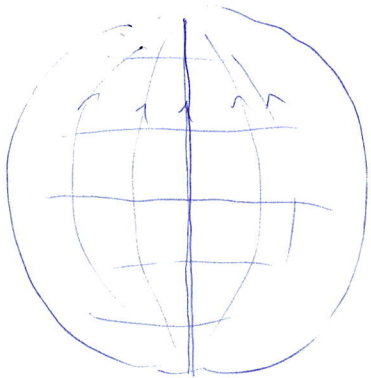
$$X_{\Delta x}|_{x_{\Delta x}} = \mathcal{X}_{\Delta x}^* X|_x$$

$$= \frac{\partial}{\partial x}|_{x_{\Delta x}} = X|_{x_{\Delta x}}$$

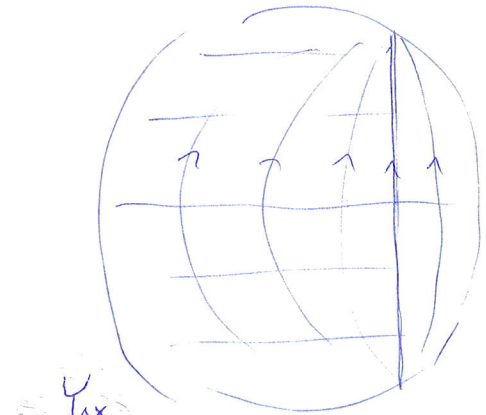
$$X_{\Delta x} = X$$



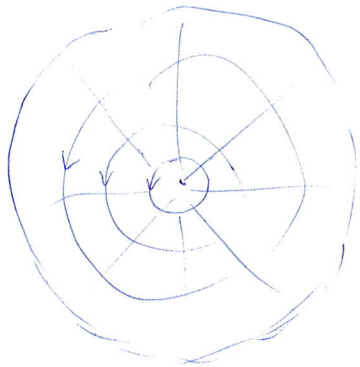
X



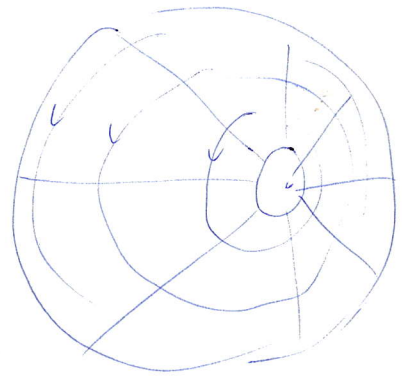
Y



$Y_{\Delta x}$



R



$R_{\Delta x}$